



MOUNT PROSPECT SCHOOL DISTRICT 57 BOARD OF EDUCATION
Administration Building
701 W. Gregory Street, Mount Prospect, IL 60056

AGENDA – REGULAR MEETING

July 19, 2018 7:00 PM Fairview School 300 North Fairview Avenue

Call to Order and Roll Call

Communications

- NSSEO Report
- Education Foundation
- PTO Reports
- Board President Report

Community Comments

Staff Reports

- NWEA MAP Data Presentation
- Financial Projections and Budget Assumptions
- Update of Summer Facilities Projects
- Village of Mount Prospect Melas Park Pedestrian Bridge
- Superintendent's Report

Consent Agenda

1. Minutes of the following Board of Education Meeting
 - Regular Business Meeting June 19, 2018 – Open Session
2. Personnel Transactions (Goals 5a/6a)
 - Approve employment of 6 certified staff individuals
 - Accept retirement of one certified employee
 - Accept resignation of one certified employee
 - Accept retirement of one ESP employee
 - Accept resignations of two ESP employees
3. Financial Reports – June 2018 (Goal 6b)
4. Accounts Payable Bills (Goal 6b)
5. Approve Donations Report
6. Approve Tuition Reimbursement (Goal 5d)
7. Approve Review of the Closed Session Minutes for the Period of July 2016 through December 2016 and Destruction of Closed Session Audio Tapes prior to December 2016

Unfinished Business

1. Second Read of the Following Board of Education Policies
 - 2:105 – Ethics and Gift Ban
 - 2:170 – Procurement of Architectural, Engineering, and Land Surveying Services
 - 2:260 – Uniform Grievance Procedure
 - 4:20 – Fund Balances
 - 4:40 – Incurring Debt
 - 4:80 – Accounting and Audits
 - 4:140 – Waiver of Student Fees
 - 5:20 – Workplace Harassment Prohibited
 - 5:170 – Copyright

Mount Prospect School District 57 is subject to the requirements of the Americans with Disabilities Act of 1990, as well as Section 504 of the Rehabilitation Act of 1973. Individuals with disabilities who plan to attend this meeting and who require certain accommodations in order to allow them to attend and/or participate, or who have questions regarding the accessibility of the meeting or the facilities, are requested to promptly contact Dr. Elaine Aumiller at (847) 394-7300.

- 6:10 – Educational Philosophy and Objectives
- 6:60 – Curriculum Content
- 6:120 – Education of Children with Disabilities
- 6:135 – Accelerated Placement Program
- 6:190 – Extracurricular and Co-Curricular Activities
- 6:240 – Field Trips
- 6:250 – Community Resource Persons and Volunteers
- 7:50 – School Admissions and Student Transfers To and From Non-District Schools
- 7:340 – Student Records
- 8:25 – Advertising and Distributing Materials in Schools Provided by Non-School Related Entities

Community Comments

New Business

Board Discussion

Closed Session

Board Action may or may not take place following Closed Session

Adjournment



NWEA MAP Data Presentation

July 19, 2018
KSF#1 Outstanding Student Performance

Effectiveness Levels

This report uses these levels to describe the achievement and growth of your students.

Growth and Status Percentile Values

	\geq	$<$
Substantially above	78.5	100
Moderately above	69.5	78.5
Slightly above	57.5	69.5
About average	42.5	57.5
Slightly below	30.5	42.5
Moderately below	21.5	30.5
Substantially below	0	21.5

Students Tested

The numbers indicate the number of students tested by grade and subject in the spring of 2018.

Growth numbers are calculated from students who tested in both the fall of 2017 and spring of 2018, which may be a smaller student count.

Students Tested: Spring 2018

	Reading	Math
K		
1		
2	245	245
3	244	245
4	263	264
5	240	240
6	264	264
7	242	243
8	268	270
9		
10		
11		
12		

Executive Summary: Achievement and Growth

Achievement is moderately above average and growth is slightly above average.

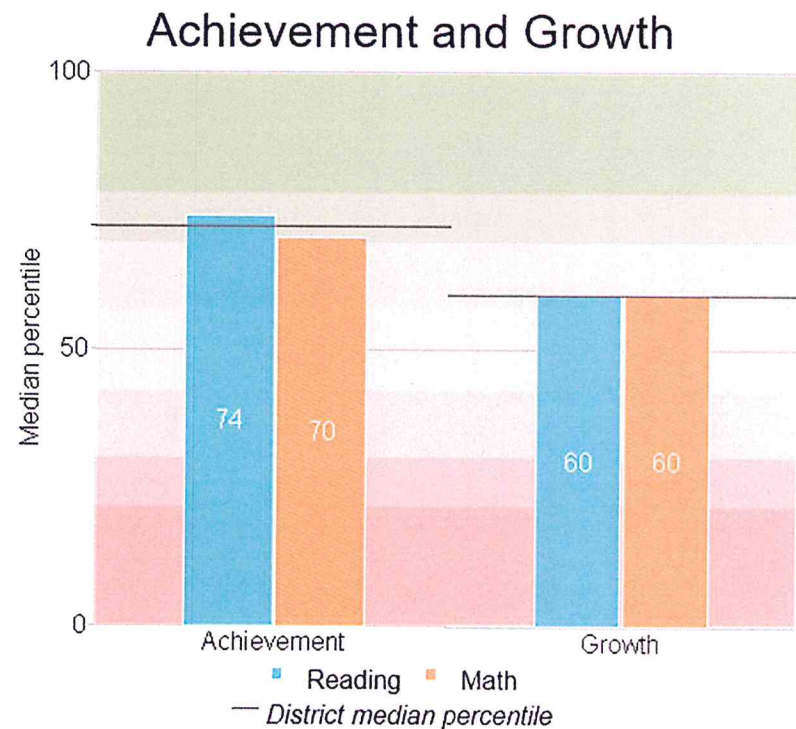
District median achievement is 72nd percentile.

Reading was above median.

Mathematics was below median.

District median growth is 60th percentile.

Reading and mathematics equaled median.



Executive Summary: Proficiency and College Readiness

In at least one subject, 67% of students should meet state standards and 76% are on track for college readiness.

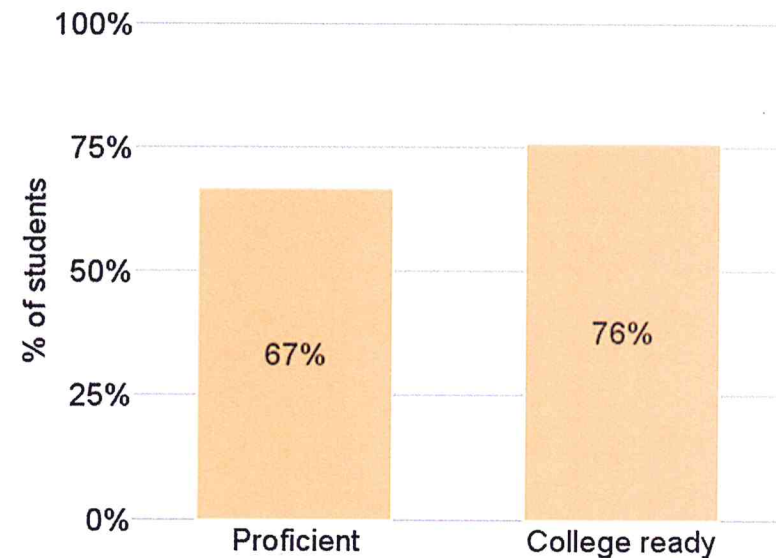
Projected proficiency: ELA is higher

- 57% proficient in ELA
- 50% proficient in math
- 67% proficient in ELA or math

College readiness: ELA is higher

- 70% college ready in ELA
- 57% college ready in math
- 76% college ready in ELA or math

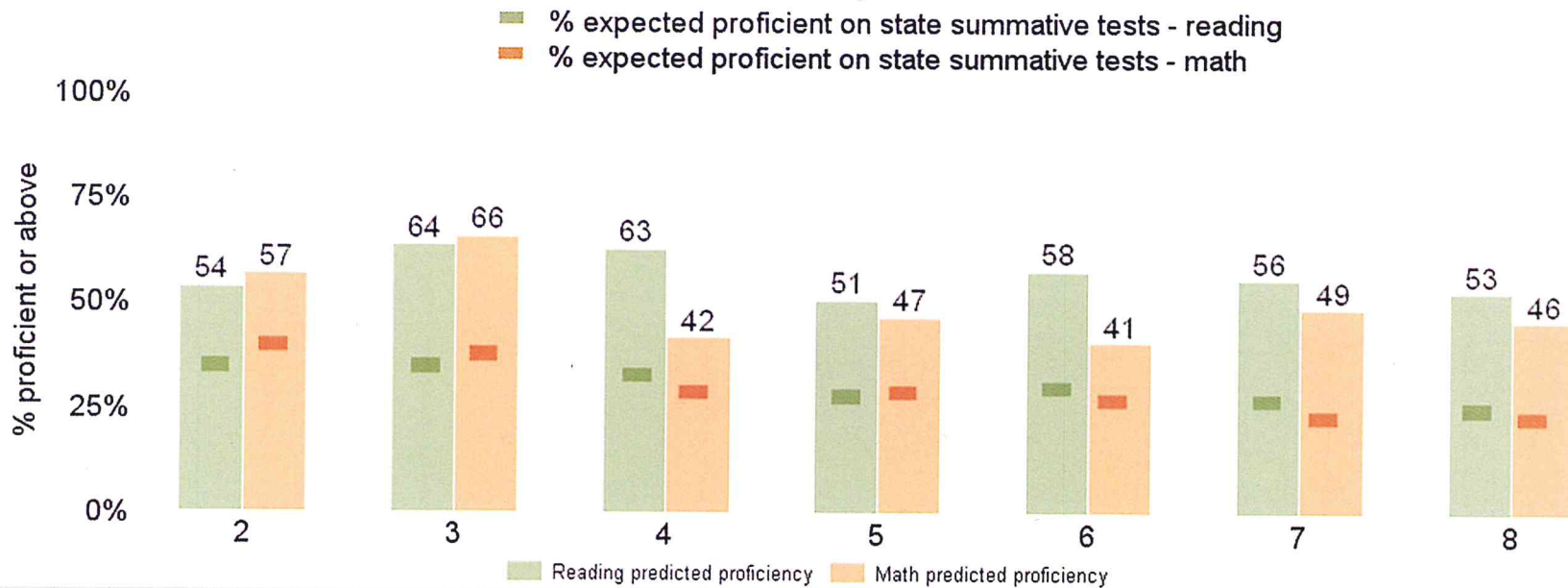
Proficiency and College Readiness in at Least One Subject



Are We Proficient & College Ready: Proficiency by Grade and Subject

Proficiency rates are above national benchmarks for all tested grades with norms in both reading and math.

Percent of Students Projected to Meet or Exceed Standards by Grade and Subject



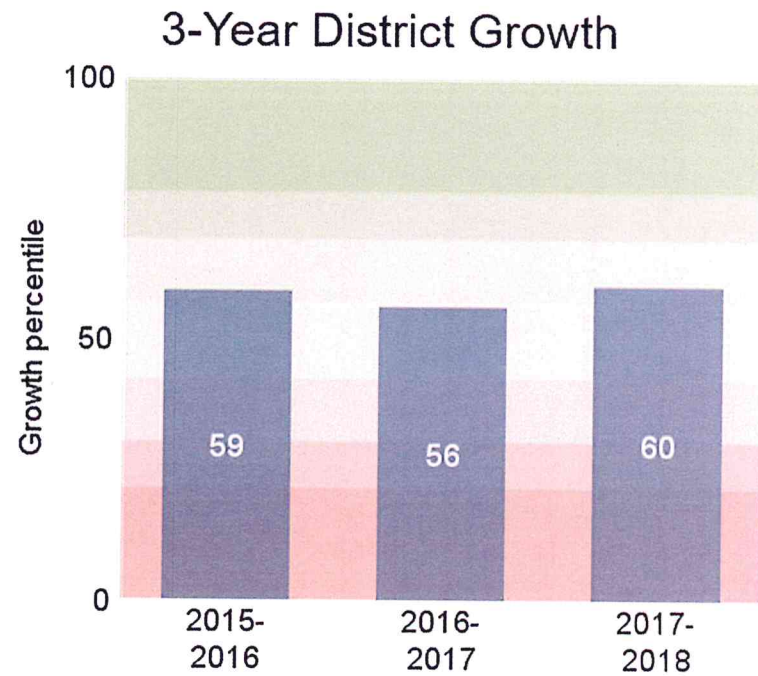
Executive Summary: Longitudinal Growth

The district's 3-year growth has a mixed picture.

2015-16 growth percentile is slightly above average (59)

2016-17 growth percentile is average (56)

2017-18 growth percentile is slightly above average (60)



How are District Students Doing: Achievement Status

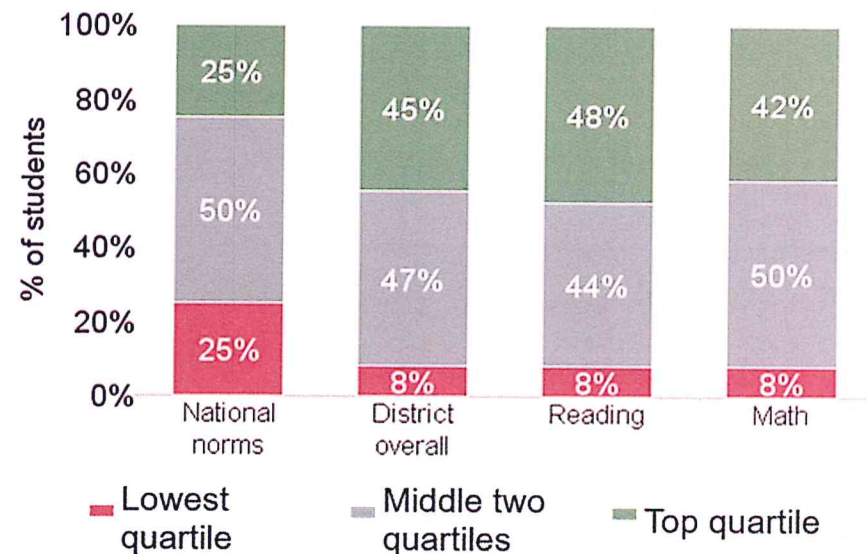
Fall 2017 achievement scores show a larger proportion of students in the top quartile than national norms.

Top quartile: a larger proportion (45%) than is typical (25%)

Middle two quartiles: a typical proportion (47%) when compared to national norms (50%)

Lowest quartile: a smaller proportion (8%) than is typical (25%)

How Many Students are Above or Below Average?



How are District Students Doing: Growth by Quartile

Lowest-quartile students grew moderately faster than top-quartile students from fall to spring.

Top quartile: slightly more growth (58th) than the norm

Middle two quartiles: slightly more growth (62nd) than the norm

Lowest quartile: moderately more growth (75th) than the norm

Are Students Growing Equally?

	Lowest quartile	Middle two quartiles	Top quartile
Reading	77 th	66 th	55 th
Math	75 th	59 th	60 th
Total	75 th	62 nd	58 th
Norm	50 th	50 th	50 th

Which Subjects are Strongest?

District students are strong in reading and math for both achievement and growth.

District Overall:

High Achievement/High Growth

Achievement: 71st (moderately above average)
Growth: 60th (slightly above average)

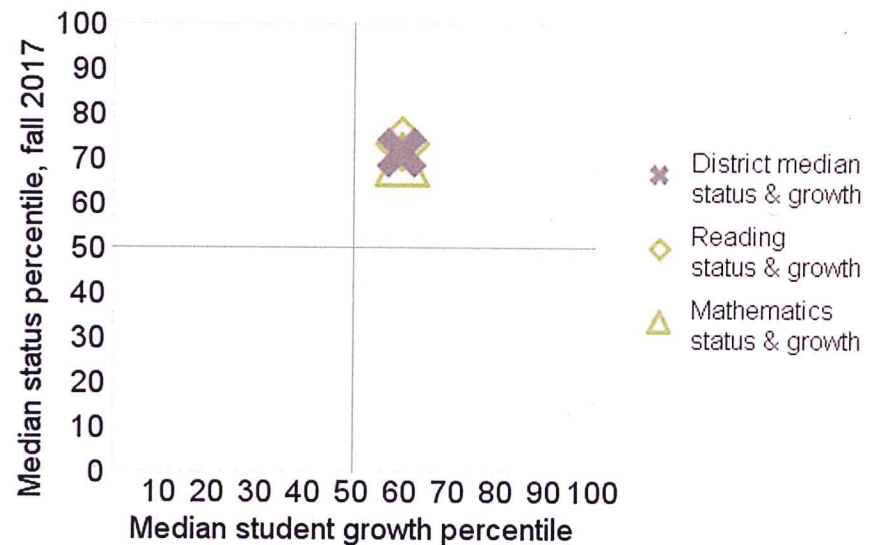
Reading: High Achievement/High Growth

Achievement: 73rd (moderately above average)
Growth: 60th (slightly above average)

Mathematics: High Achievement/High Growth

Achievement: 69th (slightly above average)
Growth: 60th (slightly above average)

Median Status and Growth Percentile by Subject for All Students



How is School Status & Growth?

100% of schools (3 of 3) had high achievement and high growth; no schools had both low achievement and low growth.

High Achievement/High Growth

3 schools or 100%

Low Achievement/High Growth

0 schools or 0%

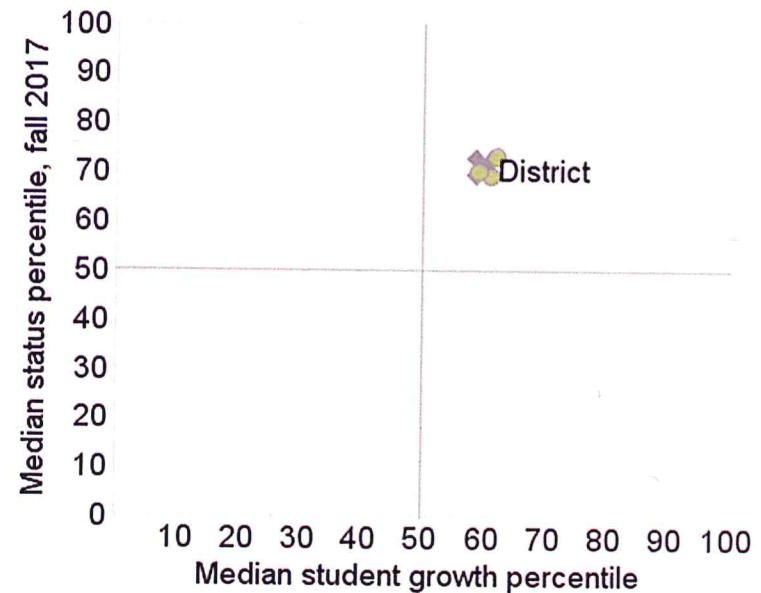
High Achievement/Low Growth

0 schools or 0%

Low Achievement/Low Growth

0 schools or 0%



Status and Growth by School





School-Level Detailed Scores

Schools' achievement ranged from 69th to 73rd percentiles and growth ranged from 59th to 62nd percentiles.

School	Reading		Math		Overall	
	MSP	MGP	MSP	MGP	MSP	MGP
Fairview Elementary	74	56	65	60	70	59
Lincoln Middle School	73	64	73	59	73	62
Lions Park Elementary	71	59	68	62	69	61

 High achievement/high growth
 Low achievement/high growth

 High achievement/low growth
 Low achievement/low growth

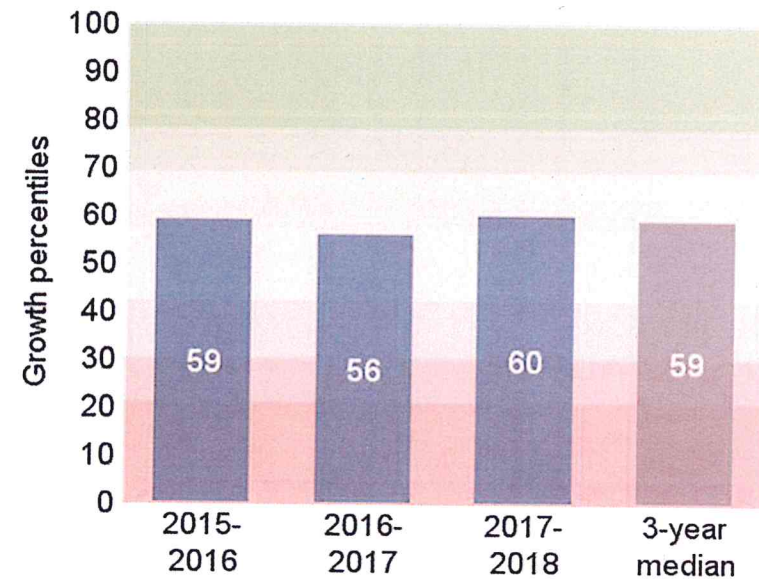
Is Our Growth Strong Over Time?

3-year growth is slightly above national norms; reading is consistently above average; math is average, but with variations across years.

3-Year Growth Percentile by Subject

	2015-16	2016-17	2017-18	Total
Reading	61	61	60	61
Math	56	51	60	56
Total	59	56	60	59

3-Year District Growth



How is Status by Grade & Subject?

All grades had above average status in both subjects.


Reading had the highest achievement overall.

Ranged from 68th percentile for 2nd grade to 76th percentile for 8th grade

Mathematics had the lowest achievement overall.

Ranged from 64th percentile for 4th grade to 76th percentile for 7th grade

Median Status Percentile of Each Grade Compared to National Average



How is Growth by Grade & Subject?

3rd, 4th, 7th and 8th grades had above average growth in both subjects.

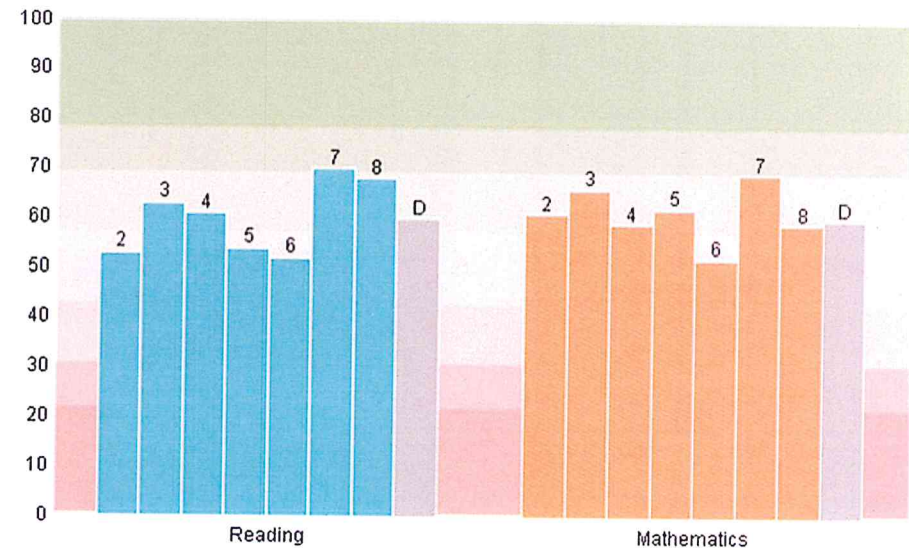
Reading had MGP of 60 overall.

Ranged from 52nd percentile for 6th grade to 70th percentile for 7th grade

The overall MGP for math was 60.

Ranged from 52nd percentile for 6th grade to 69th percentile for 7th grade

Median Growth Percentile of Each Grade Compared to National Average




How Do Boys and Girls Compare: Overview

Both median achievement and growth were about the same for girls and boys, respectively.

Girls and boys both had moderately above average achievement.

Girls and boys both had slightly above average growth.



How Do Boys and Girls Compare: by Subject and Grade Span

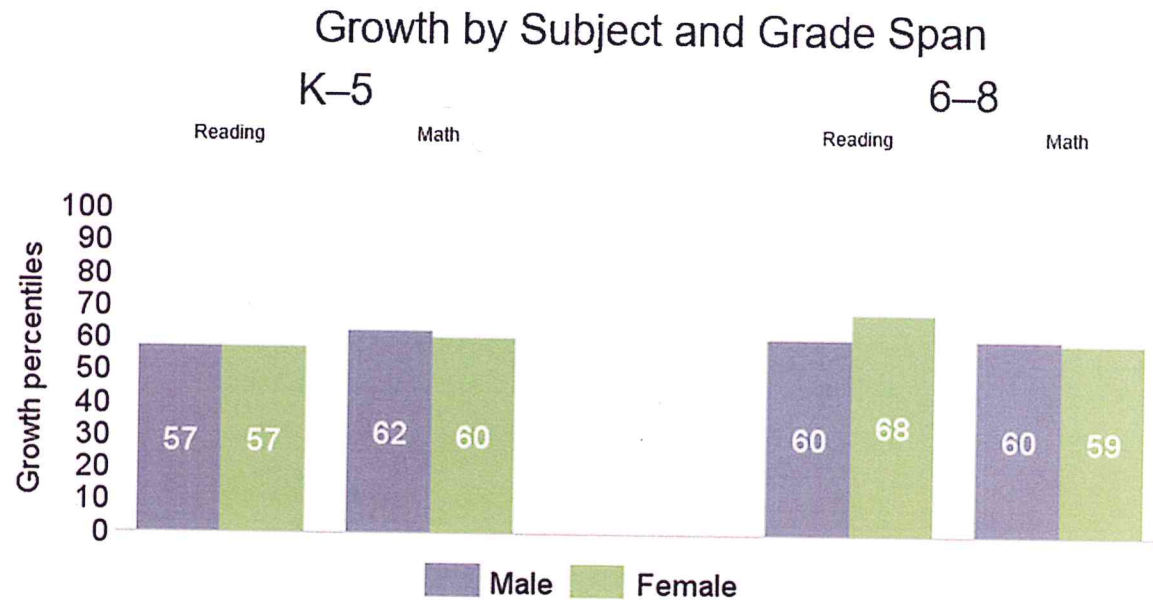
By grade-span, there was a slight growth advantage for girls in 6–8 reading.

In grades K–5:

girls and boys had relatively the same growth in reading and math.

In grades 6–8:

girls had slightly larger growth in reading.

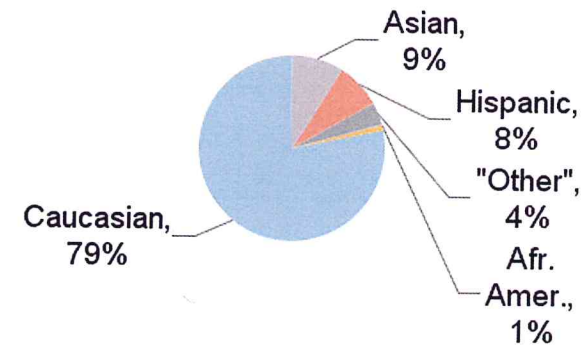


What About Ethnicity and Gender: by Ethnic Group

Achievement ranges from 57th for Hispanic students to 76th for Asian and "other" students; growth ranges from 58th for African-American students to 61st for Caucasian students.

	Asian	"Other"	Caucasian	African-American	Hispanic
Achievement	76	76	73	70	57
Growth	59	60	61	58	60

Percent of Test Scores by Ethnicity



Next Steps

Building SIP Teams will analyze the Insights Report and school level data, update the current plan, and develop SIP goals for the 2018-19 school year.

Principals review class data with teachers.

Analyze grade level trends:

Identify curricular and/or testing issues or concerns.

Data analysis at the individual student level completed to identify student learning needs.

Schools will continue to provide support to all students through a Multi-Tiered System of Support (MTSS).

Questions?

Mount Prospect School District 57
Office of the Assistant Superintendent for Finance and Operations

TO: Dr. Elaine Aumiller, Superintendent

FROM: Adam Parisi, Assistant Superintendent for Finance and Operations

DATE: July 19, 2018

RE: Fiscal Year 2019 Budget Assumptions
Policy 4:10 Fiscal and Business Management

EXECUTIVE SUMMARY:

Annually, the Board of Education is required by Illinois School Code to approve a budget for the fiscal year. In order to prepare a budget, assumptions are developed in an effort to create a financial plan to operate within. The Board is provided with key assumptions to be implemented into the financial projections and used throughout the budgeting process (the tentative and official budget).

BACKGROUND AND RATIONALE:

Listed below are guidelines and key assumptions for the fiscal year 2019 budget process. It should be noted that changes are certain to occur prior to the official budget as the administration attempts to deliver a budget plan based the most current information. Significant changes to the budget assumptions and any future key factors will be highlighted prior to the Board's approval of the tentative budget on August 23, 2018 and the official budget on September 27, 2018

Revenues

From a revenue perspective, the following items are of significant impact. Several of these items, such as property tax refunds, interest rates, and the level of federal and state aid, are less predictable and can vary throughout the budget process.

LOCAL SOURCES

- The Consumer Price Index (CPI) that corresponds to the fiscal year 2019 tax receipts is 2.1 percent. However, the fiscal year 2018 extension for tax capped funds are anticipated to increase substantially over the prior fiscal year due to the successful referendum. In addition, Cook County will extend on the district's behalf for its Debt Services Fund obligations of approximately \$758,571.
- Cook County charges districts with prior year(s) tax refunds/objections/adjustments and will reflect these reductions. The tax collection rate is budgeted at approximately 98.5 percent.
- Corporate Personal Property Replacement Taxes (CPPRT) is a state imposed tax on a district's local corporations, partnerships, and other business entities to replace taxes lost by local governments and has a direct correlation to the strength of the local economy. There is still uncertainty how the Illinois Department of Revenue (IDOR) will impact future payments. Therefore, there will be no increase budgeted in CPPRT taxes for the fiscal year 2019 budget. The amount of \$12,000 is to be credited to the Illinois Municipal Retirement Fund, while the remaining approximately \$378,747 will be budgeted in the Operations & Maintenance (O&M) Fund.
- Interest earnings for fiscal year 2018 were budgeted at \$53,500. As the economy has continued to recover and interest rates have risen along with a higher overall fund balance, investment revenue is projected to be \$125,000 for the upcoming year.
- Other local revenues (i.e. day care fees, curriculum fees, transportation fees, etc.) realized in fee payments are estimated based on the prior year collections, with the understanding that projections may need to be revised throughout the budget process.

STATE SOURCES

- There are still many questions surrounding the new Evidence Based Funding formula. Even though the initial calculations were created in August of 2017, the formula and allocations will constantly change. In addition, many of the special education categoricals have been rolled up into the Evidence Based Funding formula. State sources are listed below:

Source	Grant/Reimbursement	FY18	FY19
		Official	Budget
		Budget	Assumptions
State	Evidence-Based Funding (formally General State Aid)	\$975,000	\$1,841,051
State	Bilingual Ed – TPI & TBE	\$58,913	\$29,000
State	Sp Ed – Private Facility Tuition	\$25,000	\$50,000
State	Sp Ed – Children Requiring Sp Ed Svcs	\$258,898	*
State	Sp Ed – Personnel	\$490,000	*
State	Sp Ed – Summer School	\$1,800	*
State	Free Lunch	\$1,000	\$1,000
State	School Library	\$1,500	\$1,500
State	Transportation – Regular & Sp Ed	\$104,000	\$103,000
	State Total	\$1,916,111	\$2,025,551
	*rolled into EBF		

- The fiscal year 2019 budget estimates state funding at \$100,000 for special education and \$3,000 for regular transportation. The budget will be adjusted after further state budget discussions and with the completion of the 2017-18 Pupil Transportation Reimbursement Claim in July.
- Other aspects of the new Evidence Based Funding formula are prior categoricals that are currently projected to remain separate for this fiscal year. At this time, the Private Facility Tuition budgeted at \$50,000 and TBE/TPI grants are estimated at approximately \$29,000 for fiscal year 2019.

FEDERAL SOURCES

- The following represents an estimate of federal funding for fiscal year 2019:

Source	Grant/Reimbursement	FY18	FY19
		Official	Budget
		Budget	Assumptions
Federal	National Lunch & Special Milk	\$52,000	\$52,000
Federal	Title I – Low Income	\$130,000	\$143,000
Federal	Title II – Teacher Quality	\$35,000	\$32,000
Federal	Title III – LIPLEPS	\$17,862	\$17,862
Federal	Sp Ed – IDEA	\$467,977	\$470,777
Federal	Medicaid – (Admin & Fee-for-Service)	\$100,000	\$100,000
Federal	Build America Bonds	\$71,625	\$71,625
	Federal Total	\$874,464	\$887,264

- The Individuals with Disabilities Education Act (IDEA) is a law ensuring services to children with disabilities throughout the nation. Federal allocations for IDEA are passed through the Northwest Suburban Special Education Organization. Based on the budget of NSSEO, approximately \$447,759 for IDEA funding is to be realized by the District as a federal revenue source for fiscal year 2019 and an additional \$23,018 for a preschool sub-grant.

- As federal law mandates, school systems must pay for services provided for all eligible disabled students. Districts are eligible to recover some of these educational costs (including indirect and administrative) through the federal Medicaid reimbursement program. Reimbursement amounts vary year to year due to the number of eligible students and the federal funding formulas as approved by legislators. Through third party administrators, the district is estimating reimbursements of \$100,000 for fiscal year 2019.
- Title I provides the programs and resources for disadvantaged students to meet state academic achievement standards. The fiscal year 2019 assumptions are that the district will realize \$143,000 for Title I funding.
- Title II provides resources for hiring, retaining, recruiting, and training highly qualified teachers. At this time, fiscal year 2019 assumes federal funding at a small decrease of \$32,000 as prior year.
- In conjunction with state TBE and TPI grants, Title III is to provide supplemental financial assistance to help districts meet the extra cost of developing and carrying out high-quality programs for ELLs and immigrant children in accordance with state and federal requirements. Federal support in the form of Title III is estimated at approximately \$17,862 for fiscal year 2019.
- The District participates in the National School Lunch Program and Special Milk Program to support families requesting assistance and meeting the qualifying income level guidelines. The District will receive federal and state reimbursement funding for lunches and milk served under these programs. For budgetary purposes, the fiscal year 2019 assumption of \$52,000 reflects the same funding level as fiscal year 2018.

Expenditures

The following are items which have a more significant impact on the fiscal year 2019 expenditure budget:

- A school district budget is largely driven by personnel and benefits costs. The Board approved a preliminary staffing plan at its April 19, 2018 meeting. The final budget will reflect all known adjustments to the staffing plan and related benefits as the 2018-19 school year begins.
- Base salary increases of 2.1% for the bargained certified teaching staff (MPEA) are based on the contractual agreement. Reasonable assumptions as to possible lane changes on the salary schedule are estimated at \$42,000 plus benefits. Salaries for bargained educational support staff (MPESPA) are 2.5% and most administrators will receive the CPI increase of 2.1%.
- Costs for substitutes for teachers, instructional assistants, and nurses' absences (e.g., sick, personal, jury duty, etc.) are currently assumed at \$210,000 for the 2018-19 school year and will need to be adjusted to take into consideration final 2018-19 actual costs.
- Budgets to account for substitutes' wages while teachers (regular and special education programs) are absent from the classroom to capitalize on learning opportunities during contractual hours, are budgeted at \$50,000. Likewise, budgets for additional teachers' wages to account for professional development opportunities outside the contractual hours are assumed at \$75,000.
- The annual employer pension contribution rates for the Teachers' Retirement System (TRS) and Illinois Municipal Retirement Fund (IMRF) are subject to change. The most recent information estimates the employer TRS retirement contribution to be set at 0.58 percent and the Teachers' Health Insurance Security (THIS) payments at 0.88 percent. Additionally rates paid to TRS and THIS by the district will be in accordance with contractual agreements. IMRF has set its employer contribution rate at 9.41 percent for calendar year 2018 and at 7.89 percent for calendar year 2019; the district will use a blended rate of 8.65 percent for the 2018-19 fiscal year.
- NSSEO receives payments from the district for tuition of students that are placed into programs offered by the cooperative. Based on the most current information for the 2018-19 school year, tuition costs for these students and additional services paid to NSSEO are budgeted at an estimated \$126,812. The District utilizes additional NSSEO services and is subject to cooperative costs which have been budgeted at \$160,120. Because of changing needs of students and the chance of new students moving

into the district, there is a reasonable possibility that tuition may exceed the proposed budget by year-end, as contingencies have not been budgeted.

- Overall, the O&M Fund budget is estimated to remain relatively flat. Expenditures to cover service agreements include, but are not limited to, landscaping, snowplowing, HVAC (heating, ventilation, and air conditioning), architectural services, and sewer/water services. Additional expenditures in the O&M Fund include, but are not be limited to, summer projects such as refinishing all district wood gym floors, parking lot preventative maintenance, tree trimming, and life safety reviews. Supply expenditures include, but are not limited to, electricity, natural gas, and custodial supplies.
- The District has implemented a facility plan intended to be a comprehensive, interactive planning process to be annually updated to assist administration in future planning of facilities, budgeting, and educational services. The cost of construction projects to the Capital Projects Fund is estimated to be \$4 million.
- The District's cost for its various insurance programs for fiscal year 2019 are assumed based on the following comparison to fiscal year 2018 budgets:
 - Medical insurance – 0.9% increase for PPO plan and 8% decrease for its HMO plans
 - Dental insurance – 0.3% decrease for PPO plan and no change for its HMO plan
 - Life insurance – no change
 - Workers' compensation insurance – 7% decrease
 - Property and liability insurance – 4% increase
- As part of the district's strategic plan, technology will continue to support the expansion of online curriculum, increasing operational efficiencies, and online testing requirements. In addition to operational expenses, notable financial commitments during fiscal year 2019 include:
 - Windows File Servers (\$45,000)
 - Staff computer replacement (\$50,000)
 - Core Switch refresh cycle (\$160,000)
 - Microsoft Office Upgrade (\$12,000)
- As a result of the contract extension with First Student, transportation costs will rise 5.75% to \$757,700.
- The District has renewed its intergovernmental agreement with Arlington Heights School District 25 for food services. The food service equipment budget will assume a capital expenditure of approximately \$11,000 to address aging food service line equipment.

Other

The following pending items will have an impact on the fiscal year 2019 budget:

- Expenditures from the Capital Projects Fund for Board approved capital improvement projects can be funded from the Operations and Maintenance Fund. In accordance with ISBE Administrative Code, major capital projects are to be paid from the Capital Projects Fund and a permanent transfer has customarily been made from the O&M Fund to the Capital Projects Fund to account for such district transactions.
- The district has approximately \$1M in excess accumulated in the Debt Service Fund. This is a result of Cook County adding 5% to the annual debt service levy to ensure sufficient funds are collected to meet the district's principal and interest obligations. In order to repurpose these excess funds to operating funds, a new debt issuance must be created. Future budget decisions will need to address this issue.

RECOMMENDED BOARD ACTION:

That the Board of Education discuss the fiscal year 2019 budget assumptions to be used and updated throughout the budgeting process.



MOUNT PROSPECT
SCHOOL DISTRICT 57
PREPARING CHILDREN TO LEARN AND SUCCEED IN A CHANGING WORLD



Staff Report 2

FY19 Budget Assumptions

Adam Parisi

Assistant Superintendent for Finance and Operations/CSBO

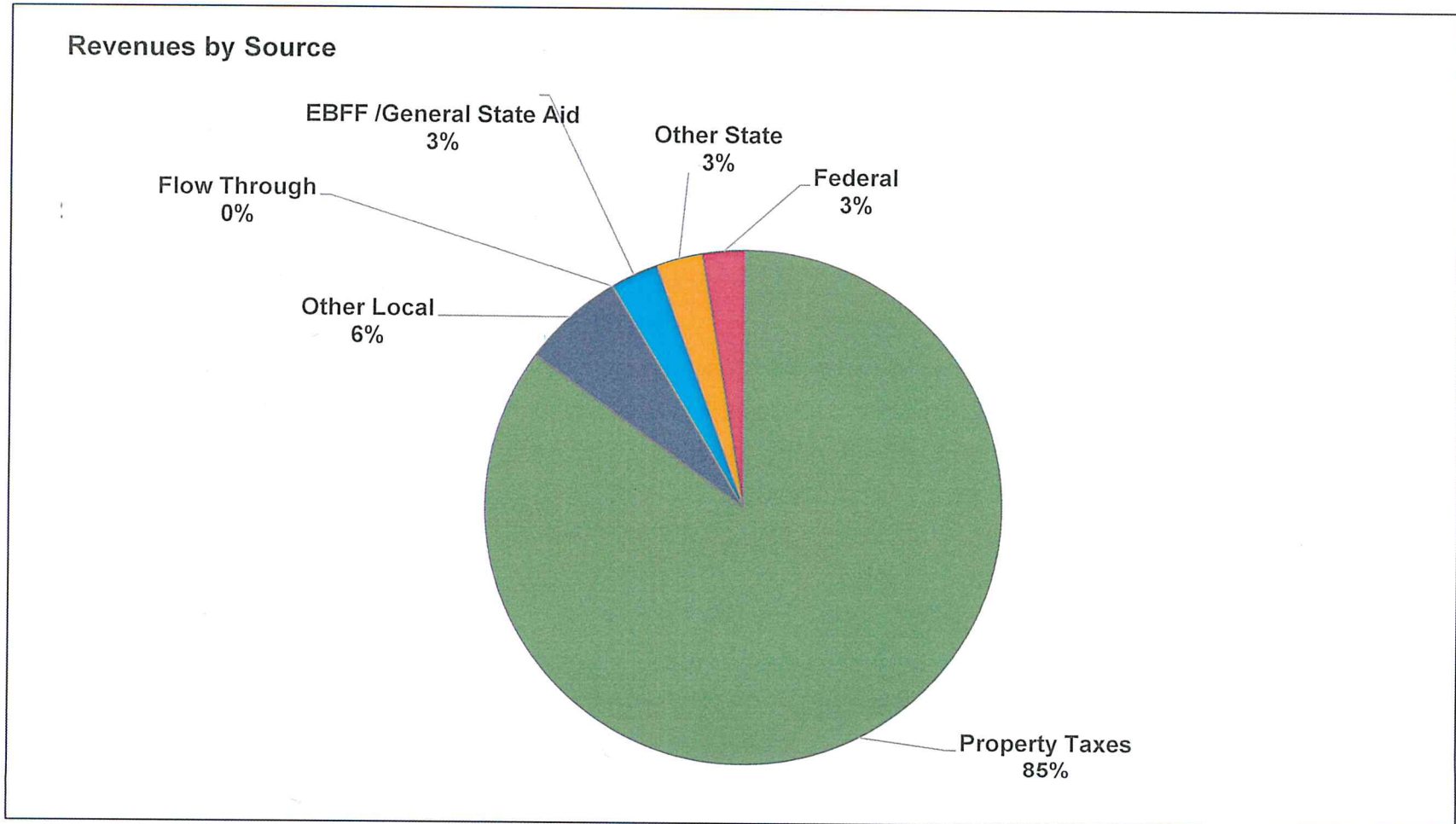
July 19, 2018

FORECAST5
ANALYTICS

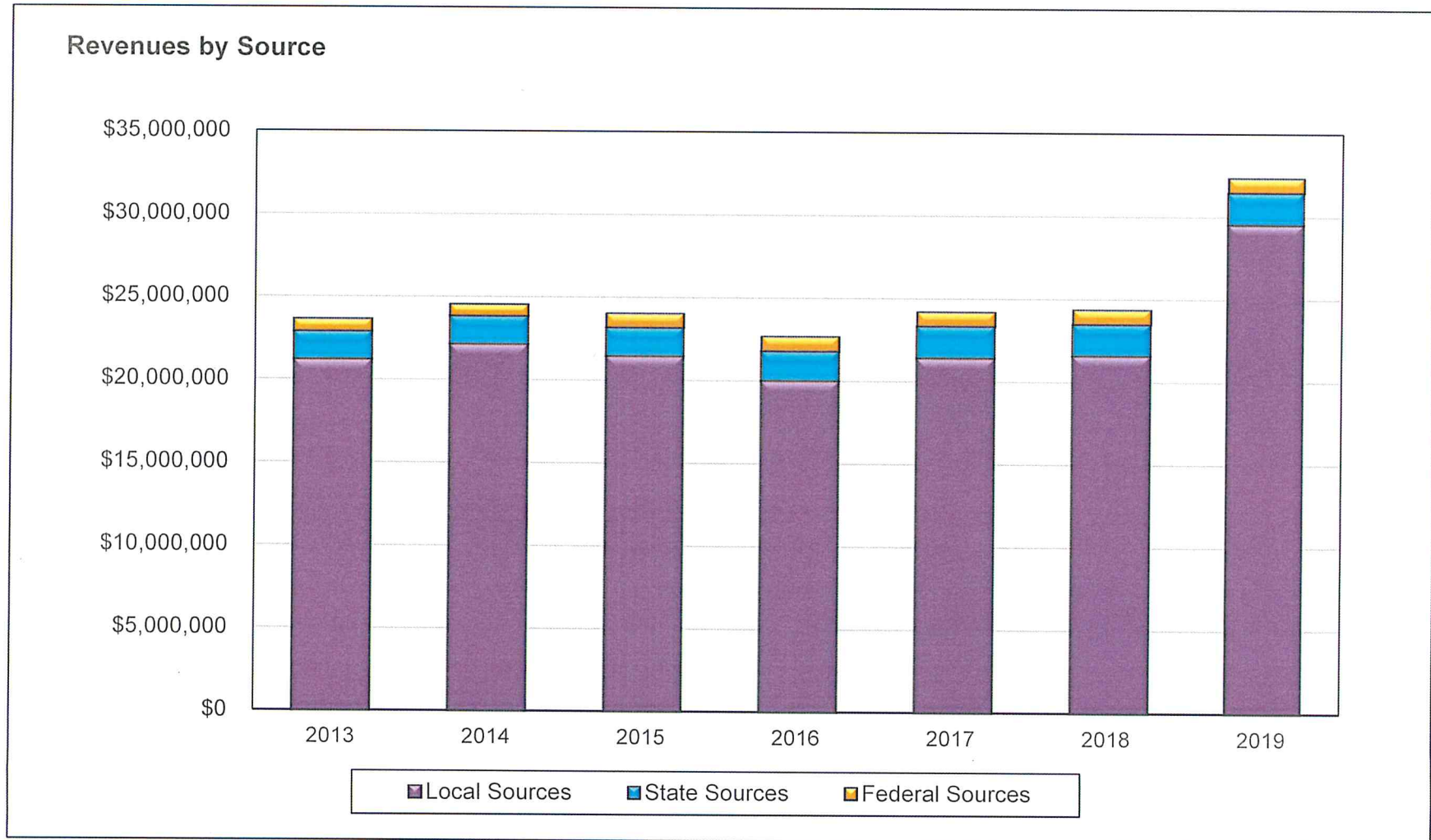
- February 2018 Board approves Staffing Plan
- April - May 2018 Finance Team meets with Administrators
 - Superintendent's Office/Human Resources
 - Curriculum and Instruction
 - Student Services
 - Technology
 - Operations and Maintenance
 - Building Principals
- July 2018 Board discusses FY19 Budget Assumptions
- August 2018 Board approves FY19 Tentative Budget
- September 2018 Board approves FY19 Official Budget

- Local Sources
 - Largest percentage is property taxes (85%)
 - Property taxes are driven by CPI + New Construction (2.1% in December of 2017 levy)
 - CPPRT
 - Registration Fees
- State Sources
 - Evidence Based Funding Formula
 - Quarterly Categorical Payments (Transportation, Special Education)
- Federal Sources
 - Title I, Title II, Title III Grants
 - Special Education Grants
 - National School Lunch Program
 - Medicaid
 - Build America Bonds

FY 2019 Budget

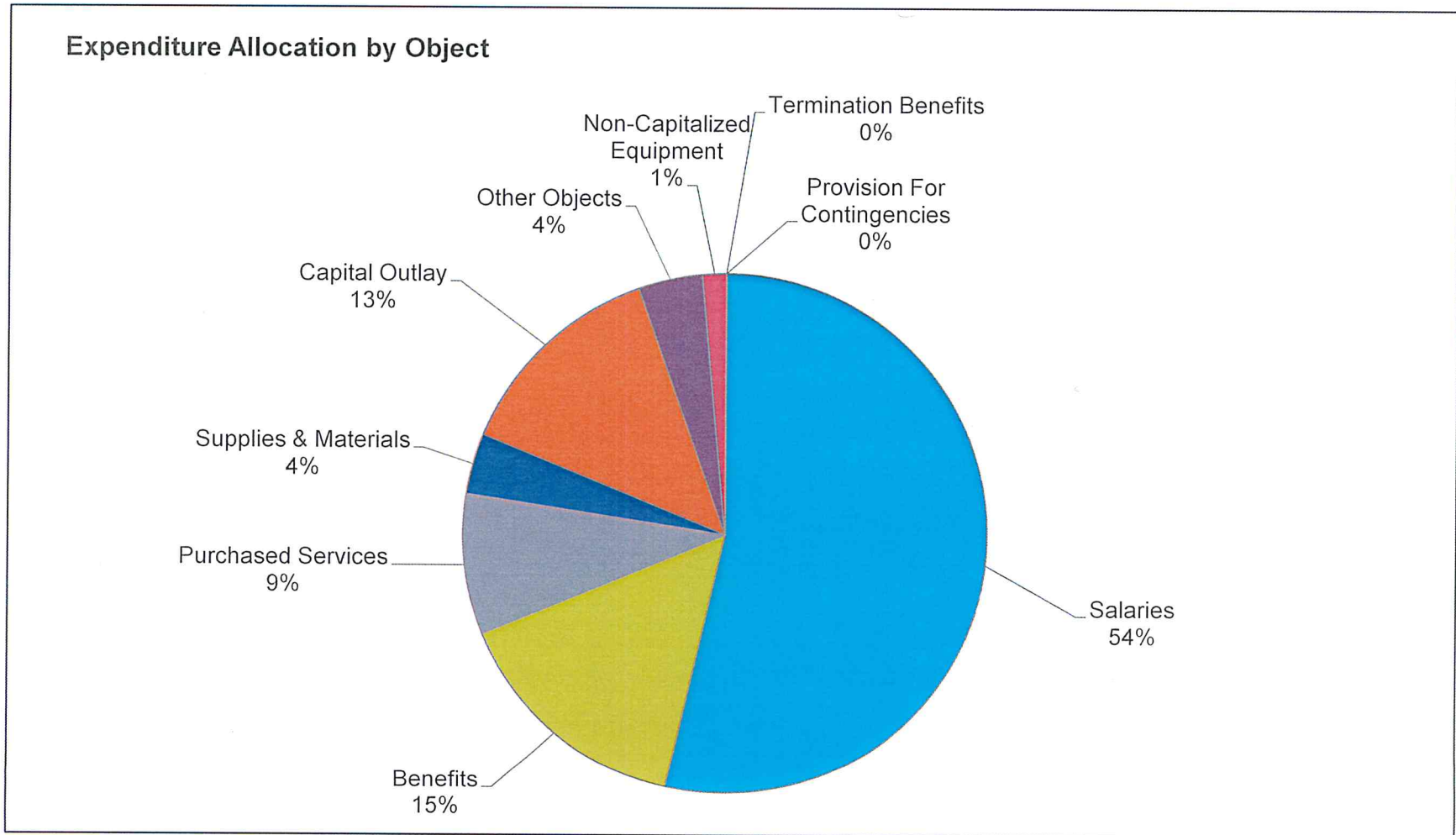


FY 2019 Budget and Historical Trends



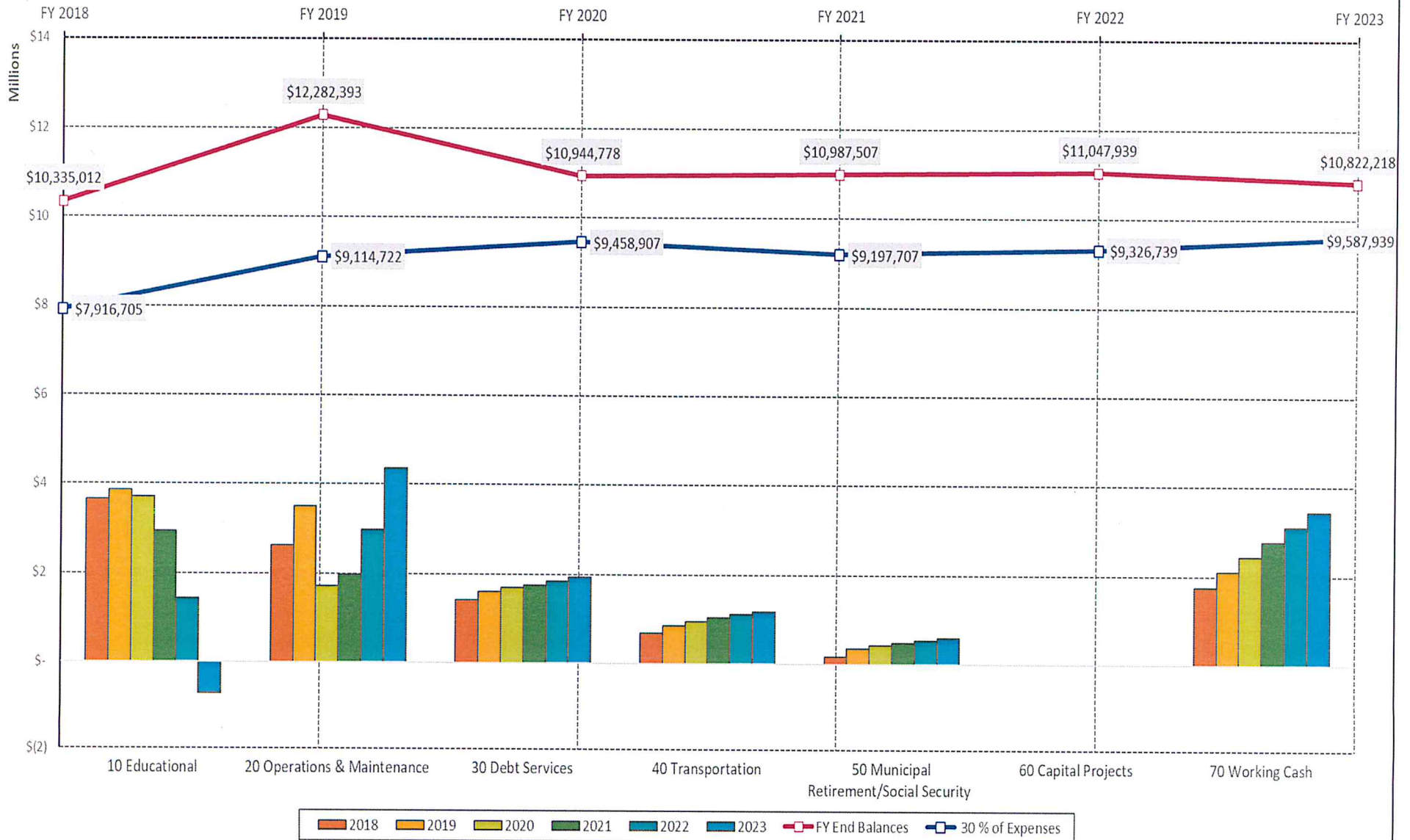
- Salaries
 - Teachers: 2.1% Base increases (5.1% overall)
 - ESP: 2.5% overall
 - Administration: approximately 2.1%
 - Additional dollars budgeted for subs and lane changes
- Benefits
 - Health Insurance:
 - Board pays 90% of Single Coverage and 50% of Family Coverage
 - Dental Insurance:
 - Board pays 98% of Single Coverage, 60% of Family Coverage, 90% of Single +1 Coverage
- Technology Purchases
 - Windows file servers, computer replacements, switches, Microsoft Office
- NSSEO
 - Based on student needs (approximately \$300,000); will fluctuate
- Capital Projects/Construction
 - \$4 million in FY19 and FY20

FY 2019 Budget



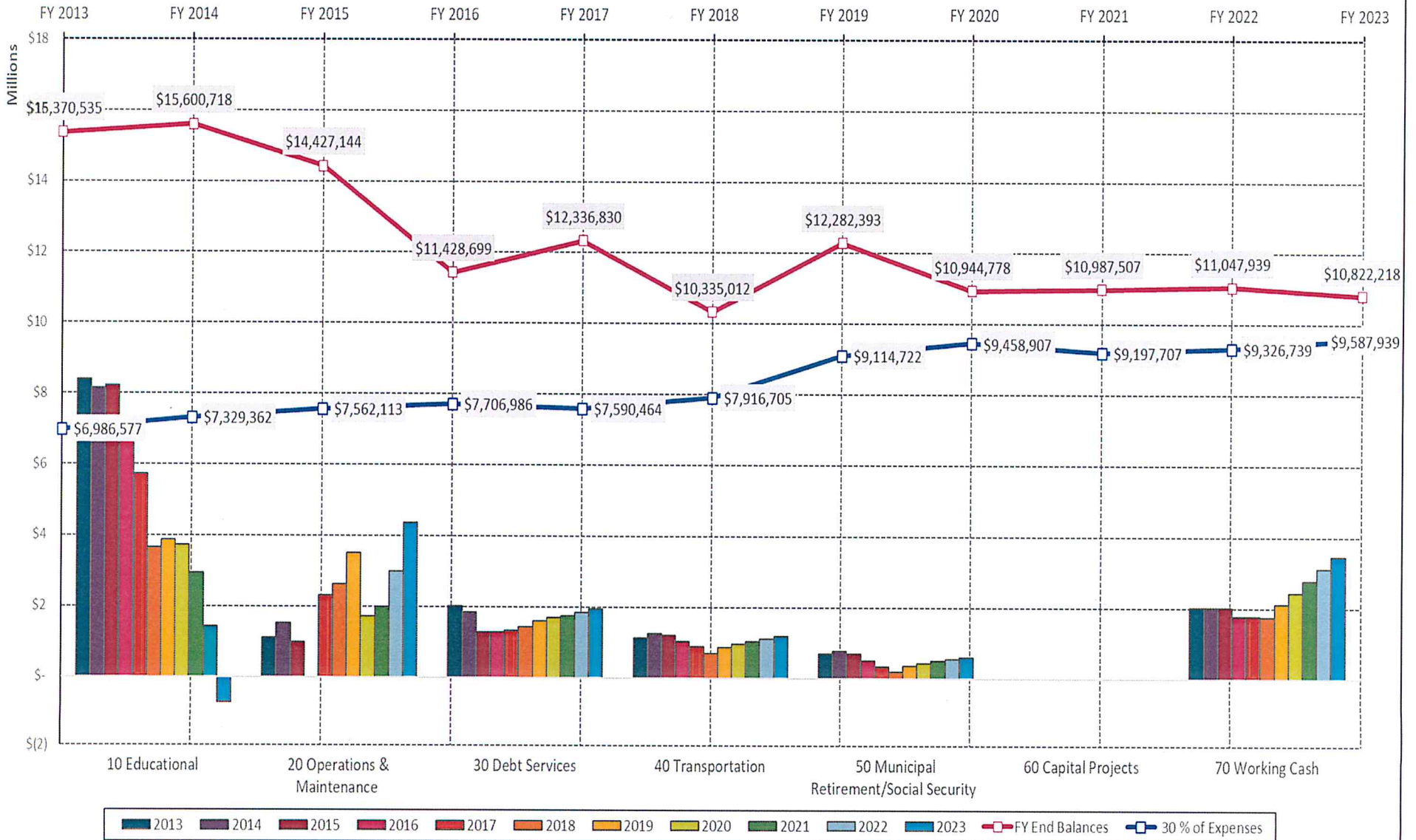
Fund Balance Projections

Aggregate View - Projection Summary



Fund Balance Projections

Projected Year-End Balances



- Education Funding Formula Changes (ongoing)
- Illinois Budget and/or K-12 Education Budget

- TRS Pension Cost Shift (future?)
- Property Tax Freeze

The information in this presentation was prepared for informational purposes solely for client or prospective client ("Client") from products or services of Forecast 5 Analytics, Inc. (F5) including 5Cast and is therefore subject to the Terms and Conditions of such products available at forecast5analytics.com.

F5 has explained the formulas and methodologies used by 5Cast and Client agrees that such formulas and methodologies are appropriate and suitable for its financial management applications. F5 has made no independent examination of the context in which the District intends to use the data from 5Cast. The data and assumptions underlying this output were provided by District. Changes to any prices, levels, or assumptions may have a material impact on results. A change in District's fiscal policies, fundamental changes in legislative or other actions will likely also have a substantial impact on any output. At the request of Client, F5 may provide opinions or representations with respect to the financial feasibility and/or fiscal prudence of any assumptions and/or projections that Client may select and such input is subject to change without notice. Moreover, in that instance it is understood that Client is solely responsible for the decision and any associated risk of incorporating any particular assumption in its financial plan. Examples are merely representative and are not meant to be all-inclusive. F5's analyses are not and do not purport to be appraisals of the assets, or business of Client or other entity. It is expected that the Client review the financial plan data for reasonableness, and to verify such results or otherwise seek assistance from F5 or another third party before relying on such data in such cases.

The information set forth herein was gathered from sources which F5 believes but does not guarantee to be accurate. Neither the information, nor any opinions expressed, constitute a solicitation for purposes of the purchase or sale of any securities or other investments and is not in any way intended to suggest/discuss potentially applicable financing applications. Investment/financing decisions by market participants should not be based on this information. F5 also does not provide legal, tax, or accounting advice. It is imperative that Client perform its own research and due diligence, independent of F5 or its affiliates, to determine the appropriateness of the proposed financial plan with respect to the aforementioned potential economic risks and legal, tax, and accounting consequences.

F5 is affiliated with PMA Financial Network, Inc., PMA Securities, Inc. and Prudent Man Advisors, Inc. (the three entities collectively being referred to as "PMA"). Securities, public finance/municipal advisory services and institutional brokerage services are offered through PMA Securities, Inc. PMA Securities, Inc. is a broker-dealer and municipal advisor registered with the SEC and MSRB, and is a member of FINRA and SIPC. Prudent Man Advisors, Inc., an SEC registered investment adviser, provides investment advisory services to local government investment pools and separate institutional accounts. All other products and services through PMA are provided by PMA Financial Network, Inc. The presenter is a registered person associated with PMA Securities.

If posted on a webpage, this information has been prepared for informational purposes and does not constitute a solicitation to purchase or sell securities, which may be done through a registered entity only after client suitability is reviewed and determined. Services offered by PMA Securities, Inc. and this registered presenter, in particular, are available only in the following state: IL. This information is not an advertisement of services available in any state other than those listed above.



Board of Education

701 West Gregory Street, Mount Prospect, Illinois 60056-2296
P (847) 394-7300 / F (847) 394-7311 / www.d57.org

President Joe Sonnefeldt called the Regular Business Meeting of the Board of Education of June 21, 2018, to order at 7:05 p.m. Board members present: Vicki Chung, Jennifer Kobus, Eileen Kowalczyk, and Joe Sonnefeldt. Absent: Gerald McCluskey. Member Brian Maye arrived at 7:07 p.m. and Member Dennis Composto arrived at 7:13 p.m.

Communications

Board of Education

NSSEO: No report.

Education Foundation: Member Chung attended the June 12 meeting and said the focus was planning the fall event in mid-October. She said the fall event is to raise awareness of the Foundation with parents and the spring event is for raising funds. They hope to finalize the date and location of the fall event at the next meeting on Tuesday, July 10.

PTO Reports: No reports.

Board President's Report: President Sonnefeldt

- Notified the Board that the MPEA wants to meet the week of July 16 in the afternoon for their annual meeting with the Board. Member Chung and Vice President Kowalczyk, along with President Sonnefeldt, said they would be available Wednesday, July 18, at 3:30 p.m.
- Asked the Board to complete the forms regarding Acceptable Use of District's Electronic Network and Board Policies 5:50, 5:90, and 8:30.
- Informed the Board that there was a sign-up sheet for Examination of Bills for 2018-19.
- Said the Board will finalize liaison assignments in August and that they should check with their PTO Presidents when the meetings would take place for 2018-19. Members should let President Sonnefeldt know as soon as possible if they want a different assignment for next year.

Community Comments

President Sonnefeldt explained that this was the first of two opportunities for community to address the Board. He asked that people who had questions please complete a card at the back table and either the Board President or an administrator would contact them with the information. Mr. Louis Goodman addressed the Board regarding an article in the newspaper about funding the alliance IASB, IASBO, IASA, and IPA. He questioned if \$16,427 spent was paid for by taxpayers and what are the benefits for students. President Sonnefeldt said Superintendent Aumiller would email Mr. Goodman the information.

Staff Reports

❖ Lincoln School Improvement Plan Presentation

Mr. Paul Suminski, Lincoln Middle School Principal, presented the Lincoln Middle School SIP: Impact of the Block Schedule Change. Lincoln made a significant schedule change last year increasing math from 41 to 76 minutes daily; social studies/science to block schedule every other day and split block one day a week; language arts stayed block daily; and PE, foreign language, broad experience, and lunch decreased from 41 to 38 minutes daily. He shared results from staff that was surveyed about the impact of the schedule on student learning, teaching, and curriculum. Data was gathered to compare globally (example, 8th grade class this year to 8th grade class last year) and vertically (data from same group of students compared across several years). Mr. Suminski said for the 2017-18 school year Lincoln needed to live the change. He said support for staff started last April and the summer curriculum hours were a big help. They are still working through the challenges but overall the math scores have increased. He said they will continue to reassess and are cautiously optimistic about what preliminary data has shown. Mr. Suminski answered questions from the Board and acknowledged Mr. Randy Steen, Assistant Principal at Lincoln, for all his work with the data and the preparation of the schedule.

❖ Police Department Update

Mr. Adam Parisi, Assistant Superintendent for Finance and Operations, said that as part of a new initiative of the Mount Prospect Police Department, there would be an increased police presence in and around all of the district's schools. New officers on the force will check in at the office as all visitors do and walk the buildings escorted by administration to familiarize themselves with the schools. Patrol officers will also be stopping by the schools throughout their shifts checking exterior doors and monitoring the outside of the schools. Mr. Parisi answered questions from the Board and said this is an added level of security for students and staff.

❖ Superintendent's Report

Superintendent Aumiller

➤ Announced that District 57 won a 2018 Golden Achievement Award in Recognition of Exemplary Public Relations. The award is from the National School Public Relations Association (NSPRA) in the category of Community Outreach and Public Engagement Initiatives. District 57 was honored for "Educating and Engaging the District 57 Community in Preparation for the Tax Referendum Vote." Dr. Aumiller commented on all the work Jenny Kustra-Quinn and Paul Hanley did for the district to get this recognition.

➤ Reported on four Freedom of Information Act (FOIA) requests.

1) The first request was received on May 24 from Ken Leach of SSC Services for Education. He requested our current custodial service provider, expiration date of custodial contract, and current annual contract amount, at our discretion.

We responded on May 25 and informed him that our current custodial service provider is in-house. Our custodial staff are under a collective bargaining agreement covering our educational support staff and their contract is through June 30, 2020.

2) The second request was received on June 12 from Katherine Pew of the University of Southern California. She requested when the superintendent's contract is due to end and the length of the current contract.

We responded on June 14 and advised that the superintendent's current contract is due to end on June 30, 2021, and it is a three-year contract.

3) The third request was received on June 12 from FOIA Illinois. They requested copies of all district charge card receipts for October through December 2017.

We responded on June 18 and sent them a spreadsheet with the information requested.

4) The fourth request was received on June 14 from Jim Cupples. He requested the name of the current superintendent, the end date of the current contract, and the length of the contract in terms of years.

We responded on June 18 and informed him that she is the current superintendent, her current contract is through June 30, 2021, and it is a three-year contract.

➤ Informed the Board that her 2018-2019 Goals were in the packet. She asked the Board if they had any suggestions or comments. The Board was in agreement with the goals.

Consent Agenda

President Sonnefeldt presented the Consent Agenda. He said he was pulling the Minutes of the May 17 Board meeting because all Board Members were not present. He asked if anyone had any item they wanted pulled from the Consent Agenda. Member Composto asked for Item 5 to be pulled. President Sonnefeldt said that Member Maye was scheduled to review the bills prior to the meeting but his train was late and he was not able to do so. President Sonnefeldt said that it is a Board practice but not policy to review the bills. He said the bills could be approved so that payments could be processed.

President Sonnefeldt entertained a motion to approve the Minutes. Member Chung moved, seconded by Member Maye, to approve Item 1, Minutes of the Regular Business Meeting of May 17, 2018 – Open and Closed Sessions. Roll call vote resulted as follows

Yes: Chung, Composto, Kowalczyk, Maye, Sonnefeldt
 No: None
 Abstain: Kobus
 Absent: McCluskey Motion carried.

President Sonnefeldt entertained a motion to approve Consent Agenda Items 2 through 8 with the exception of Item 5. Vice President Kowalczyk moved, seconded by Member Kobus, to approve Consent Agenda Items 2, 3, 4, 6, 7, and 8 as follows

Item 2. Personnel Transactions

Approve the employment of the following certified individuals:

<u>Name</u>	<u>Position</u>	<u>Location</u>	<u>Hire Date</u>	<u>Salary</u>
Haneen Abbasi	Psychologist	Lincoln	8/10/18	*\$57,672/year
Abbey Grabowski	Teacher-Math	Lincoln	8/10/18	*\$46,219/year
Tiffany Ostrowski	Teacher-Language Arts	Lincoln	8/10/18	*\$49,034/year
Lindsay Solar	Teacher-Special Ed	Westbrook	8/10/18	*\$44,873/year

*Salary includes Board paid TRS

Accept the resignation of the following certified employees:

<u>Name</u>	<u>Position</u>	<u>Location</u>	<u>Effective Date</u>
Rebecca Lamers	Psychologist	FV and LN	8/1/18
Michelle Raclaw	Teacher-Special Ed	Lions Park	8/1/18

Approve the employment of the following ESP individuals:

<u>Name</u>	<u>Position</u>	<u>Location</u>	<u>Hire Date</u>	<u>Salary</u>
Brett Frey	Purchasing Agent	Admin	7/2/18	\$30,160/year
Pooja Mehndiratta	Kids' Corner Assistant	Fairview	8/13/18	\$11.00/hour
Abel Moreno	Custodian	Fairview	5/21/18	\$13.75/hour

Approve the change in status of the following ESP employee:

<u>Name</u>	<u>Position</u>	<u>Location</u>	<u>Effective Date</u>	<u>Salary</u>
Nick Honcharuk	From Purchasing Agent to Accounting Coordinator	Admin	7/2/18	\$71,000/year

Accept the resignation of the following ESP employees:

<u>Name</u>	<u>Position</u>	<u>Location</u>	<u>Effective Date</u>
Tiffani Cuneo	Student Services Secretary	Admin	6/26/18
Jose Nunez	Custodian	Lincoln	5/28/18
Kathleen VanGese	Kids' Corner Assistant	Fairview	6/7/18

Item 3. Financial Reports – May 2018

Item 4. Accounts Payable Bills

Item 6. Approve Resolution 180621A Appoint School Treasurer

Item 7. Approve Resolution 180621B School Treasurer's Bond

Item 8. Approve Social Studies Curriculum

Roll call vote resulted as follows

Yes: Composto Kobus, Kowalczyk, Maye, Chung, Sonnefeldt
 No: None
 Absent: McCluskey Motion carried.

President Sonnefeldt asked Member Composto about Item 5. Member Composto said he had no comment but just did not want it voted on under the Consent Agenda. President Sonnefeldt entertained a motion to approve Consent Agenda Item 5. Vice President Kowalczyk moved, seconded by Member Kobus, to approve Consent Agenda Item 5, Resolution 180621 Prevailing Wage Act. Roll call vote resulted as follows

Yes: Kobus, Kowalczyk, Maye, Chung, Sonnefeldt

No: Composto

Absent: McCluskey Motion carried.

Unfinished Business

None

Community Comments

President Sonnefeldt said this was the second opportunity if anyone from the audience wished to address the Board but no one did.

New Business

1. Approve Resolution 180621C Emergency Contracts for Chiller Replacement

Mr. Adam Parisi, Assistant Superintendent for Finance and Operations, informed the Board that the main chiller units at Lincoln are no longer working and need to be replaced. They are 28 years old and it was determined that they were no longer functional. The chillers were part of the Master Facility Plan discussed throughout the referendum process. Quotes were solicited from several companies for the purchase of the chiller, installation, and delivery. Mr. Parisi said he engaged with Ms. Carole Pugh from Green Associates and Mr. Jeff Chamberlin from 2010 Engineering to finalize the plan. Mr. Chamberlin explained the work to be done involving the chillers. After receiving the quotes and taking into consideration price and delivery date, the following vendors were selected. Each of these vendors provided the lowest quote.

General/Northwest Town Mechanical will perform the installation work.

Johnson Controls will install a York chiller.

Precision Controls will install new controls associated with the chiller unit.

Mr. Parisi and Mr. Chamberlin answered questions from the Board. President Sonnefeldt then entertained a motion. Member Maye moved, seconded by Member Chung, to approve Resolution 180621C for the approval of Emergency Contracts for Chiller Replacement. Roll call vote resulted as follows

Yes: Kowalczyk, Maye, Chung, Composto, Kobus, Sonnefeldt

No: None

Absent: McCluskey Motion carried.

2. First Read of Board of Education Policies

President Sonnefeldt said the policies were First Read. Superintendent Aumiller said the Policy Committee met on June 6 to review policies updated in the IASB January/February and May/June 2018 Policy Reference Education Subscription (PRESS) packet. Dr. Aumiller answered a question regarding Policy 6:135 and said the district has been doing what is in the policy but now there is a policy for backup. Vice President Kowalczyk said Policy 6:240 was in the packet but needed to be added to the list of policies. The following policies were for first read

- 2:105 – Ethics and Gift Ban
- 2:170 – Procurement of Architectural, Engineering, and Land Surveying Services
- 2:260 – Uniform Grievance Procedure
- 4:20 – Fund Balances
- 4:40 – Incurring Debt
- 4:80 – Accounting and Audits
- 4:140 – Waiver of Student Fees
- 5:20 – Workplace Harassment Prohibited
- 5:170 – Copyright

- 6:10 – Educational Philosophy and Objectives
- 6:60 – Curriculum Content
- 6:120 – Education of Children with Disabilities
- 6:135 – Accelerated Placement Program
- 6:190 – Extracurricular and Co-Curricular Activities
- 6:240 – Field Trips
- 6:250 – Community Resource Persons and Volunteers
- 7:50 – School Admissions and Student Transfers To and From Non-District Schools
- 7:340 – Student Records
- 8:25 – Advertising and Distributing Materials in Schools Provided by Non-School Related Entities

President Sonnefeldt said the policies would be on the agenda of the July meeting for approval.

Board Discussions

None

Closed Session

President Sonnefeldt said there was no need for closed session.

Adjournment

There being no further business to come before the Board, President Sonnefeldt entertained a motion to adjourn the meeting. Member Composto made a motion, seconded by Vice President Kowalczyk, to adjourn the meeting. Roll call vote resulted as follows

Yes: Maye, Chung, Composto, Kobus, Kowalczyk, Sonnefeldt

No: None

Absent: McCluskey Motion carried and the meeting adjourned at 8:16 p.m.

After adjournment of the meeting, Member Maye reviewed the bills with Mr. Parisi. Mr. Maye said there were no concerns about the bills and that everything was in order.

Virginia Webster, Secretary

Joe Sonnefeldt, President

Date of approval: July 19, 2018



Mount Prospect School District 57 Board of Education

PERSONNEL TRANSACTIONS JULY 19, 2018

POLICY REFERENCE 5:30

That the Board of Education approve the employment of the following certified individuals:

<u>Name</u>	<u>Position</u>	<u>Location</u>	<u>Hire Date</u>	<u>Salary</u>
Beth Adamski	Teacher-.5 K & .5 Sp Ed	Westbrook	8/10/18	*\$57,672
Emily Bajzek	Teacher-Grade 4	Lions Park	8/10/18	*\$44,873
Christine Chaney	Teacher-Speech/Language	Westbrook	8/10/18	*\$54,361
Amelia Peters	Psychologist	FV and LP	8/10/18	*\$57,672
Amanda Spenner	Teacher-Grade 5	Fairview	8/10/18	*\$54,361
Melissa Swatek	Teacher-Language Arts	Lincoln	8/10/18	*\$49,034

*Salary includes Board paid TRS

That the Board of Education accept the retirement of the following certified employee:

<u>Name</u>	<u>Position</u>	<u>Location</u>	<u>Effective Date</u>
Therese Viken	Teacher-Grade 5	Lions Park	6/01/18

That the Board of Education accept the resignation of the following certified employee:

<u>Name</u>	<u>Position</u>	<u>Location</u>	<u>Effective Date</u>
Elaine Tsokas	Teacher-Special Ed	Lincoln	8/1/18

That the Board of Education accept the retirement of the following ESP employee:

<u>Name</u>	<u>Position</u>	<u>Location</u>	<u>Effective Date</u>
Catherine Lucas	Instructional Assistant	Westbrook	6/30/18

That the Board of Education accept the resignation of the following ESP employees:

<u>Name</u>	<u>Position</u>	<u>Location</u>	<u>Effective Date</u>
Jennifer Elkins	Instructional Assistant	Lincoln	7/27/18
Derrick Moore	Custodian	Lincoln	7/19/18

MOUNT PROSPECT SCHOOL DISTRICT 57

Monthly Financial Report June 2018

**Fund Balance Report
Treasurer's Report
Revenue Report
Expenditure Report
Cash and Investment Summary
Payroll Ratification
Accounts Payable Ratification**

Adam Parisi
Assistant Superintendent
for Finance and Operations

Nick Honcharuk
Accounting Coordinator

Mount Prospect School District 57

Fund Balance Report

June 2018

Board Funds

Fund	Description	Cash Basis	YTD		Fund	
		Fund Balance	Revenues	Expenditures	Transfers	Balance
		7/1/2017				6/30/2018
10	Educational	\$ 5,280,640	\$ 20,025,438	\$ 21,653,114	\$ -	\$ 3,652,964
20	Operations & Maintenance	2,266,979	3,100,991	1,734,013	-	3,633,957
30	Debt Service	1,321,960	567,520	819,843	-	1,069,637
40	Transportation	851,946	636,654	694,133	-	794,467
50	I.M.R.F.	312,886	286,449	311,641	-	287,694
51	Social Security	8,220	358,028	428,641	-	(62,393)
60	Capital Projects	273,698	-	1,124,969	-	(851,271)
70	Working Cash	1,765,123	10,592	-	-	1,775,715
Total		\$ 12,081,452	\$ 24,985,672	\$ 26,766,354	\$ -	\$ 10,300,770

Activity Fund

Account	Description	Balance	YTD		Account	
		7/1/2017	Revenues	Expenditures	Transfers	Balance
						6/30/2018
100	Education Foundation	\$ 15,414	65,541.18	41,850.97	\$ -	\$ 39,105
300	Fairview Clearing	(21)	14,226.66	12,876.49	5,871	\$ 7,200
400	Lincoln Clearing	(7,763)	55,529.96	41,080.90	16,289	\$ 22,976
500	Lions Park Clearing	(1,345)	26,565.62	20,557.58	512	\$ 5,176
600	Westbrook Clearing	3,331	1,031.64	2,692.25	16,328	\$ 17,999
Total		\$ 9,617	\$ 162,895	\$ 119,058	\$ 39,001	\$ 92,455


Mount Prospect School District 57

Treasurer's Report

June 2018

Institution	Type	Yield	Value
BMO-Harris Bank	Collateral MMA	1.80%	\$ 526,269
MB Financial	Collateral MMA	1.50%	\$ 1,010,122
PMA	Collateral SDA/FDIC MMA	1.76-1.84%	\$ 9,197,385
IL Funds	LGIP	1.76-1.96%	\$ 1,879,549
Total:			\$ 12,613,325

Monthly Interest Earned:



Mount Prospect School District 57

Revenue Report

June 2018

Source	Source Description	Budget	Activity	Balance	% of budget remaining	
					2018 YTD	2017 YTD
11XX	Property Taxes	\$ 19,533,277	\$ 19,256,395	\$ 276,882	1.4%	-2.1%
1230	CPPR Taxes	390,747	429,292	(38,545)	-9.9	-4.3
13XX	Summer School Tuition	7,000	5,673	1,328	19.0	55.6
1411	Transportation Fees	295,000	295,107	(107)	0.0	1.8
1510	Interest Earnings	53,500	110,232	(56,732)	-106.0	-69.4
1611	Food Service Fees	185,000	208,836	(23,836)	-12.9	5.8
1720	Activity Fees	124,300	125,711	(1,411)	-1.1	8.6
1811	Instruction Fees	260,000	253,514	6,486	2.5	-3.7
1910	Facility Rentals	100	-	100	100.0	100.0
1920	Donations	100	-	100	100.0	100.0
1950	Refund of PY Expenditures	25,100	38,062	(12,962)	-51.6	-93.6
1993	Kids' Corner & Circle of Friends	620,000	794,122	(174,122)	-28.1	-17.1
1999	Other Local Revenues	100,100	142,957	(42,857)	-42.8	-26.8
Sub-Total Local		\$ 21,594,224	\$ 21,659,901	\$ (65,677)	-0.3%	-2.3%
3001	General State Aid	975,000	1,841,052	(866,052)	-88.8	-10.5
31XX	Special Education	775,698	494,787	280,911	36.2	19.0
3305	Bilingual Education	58,913	60,737	(1,824)	-3.1	76.4
3360	Food Service	1,000	592	408	40.8	89.5
35XX	Transportation	104,000	93,236	10,764	10.4	24.9
3800	Library Grant	1,500	3,008	(1,508)	-100.6	100.0
Sub-Total State		\$ 1,916,111	\$ 2,493,412	\$ (577,301)	-30.1%	25.6%
42XX	Food Service	52,000	52,462	(462)	-0.9	11.9
4300	Title I	130,000	40,821	89,179	68.6	-67.6
46XX	Special Education	467,977	554,735	(86,758)	-18.5	4.9
4869	Stimulus Programs	71,625	71,664	(39)	-0.1	6.9
49XX	Medicaid Matching	100,000	76,900	23,100	23.1	23.5
4932	Title II	35,000	20,889	14,111	40.3	-1.0
4909	Title III	17,862	14,887	2,975	16.7	16.4
Sub-Total Federal		\$ 874,464	\$ 832,357	\$ 42,107	4.8%	3.9%
Total		\$ 24,384,799	\$ 24,985,669	\$ (600,870)	-2.5%	0.0%

Mount Prospect School District 57

Expenditure Report

June 2018

Function	Program Name	Budget	Activity	Balance	% of budget remaining	
					2018 YTD	2017 YTD
1000	Mentoring Stipend	\$ 40,787	\$ 55,589	\$ (14,802)	-36.3%	0.0%
11XX	Regular Programs	10,449,607	10,561,567	(111,960)	-1.1	10
1200	Special Education Programs	3,573,225	3,587,016	(13,791)	-0.4	0.7
1500	Interscholastic Programs	134,641	129,718	4,923	3.7	19.5
1600	Summer School Programs	16,405	12,261	4,144	25.3	-15.3
1800	Bilingual Programs	179,647	247,701	(68,054)	-37.9	52.3
2110	Social Worker	412,217	427,399	(15,182)	-3.7	12.9
2130	Health Services	274,418	280,892	(6,474)	-2.4	10.0
2140	Psychological Services	120,484	125,499	(5,015)	-4.2	23.6
2150	Speech & Audiology Services	545,989	561,065	(15,076)	-2.8	8.8
2190	Other Support Services - Pupils	183,195	161,981	21,214	11.6	9.1
2210	Improvement of Instruction Services	484,400	483,911	489	0.1	10.3
2220	Educational Media Services	321,601	324,310	(2,709)	-0.8	10.0
2230	Assessment and Testing	38,200	39,087	(887)	-2.3	1.1
2310	Board of Education Services	145,250	124,009	21,241	14.6	18.7
2320	Executive Administration Services	360,946	361,493	(547)	-0.2	0.2
2330	Special Area Administrative Services	202,276	195,143	7,133	3.5	11.2
236X	Insurances	156,000	206,842	(50,842)	-32.6	-40.7
2410	Office of Principal Services	1,546,012	1,536,146	9,866	0.6	-12.0
2510	Direction of Business Support Services	266,901	253,219	13,682	5.1	-1.6
2520	Fiscal Services	343,105	329,758	13,347	3.9	18.9
2530	Construction Services	750,000	1,124,969	(374,969)	-50.0	0.7
2540	O&M of Plant Services	2,089,352	1,831,428	257,924	12.3	10.3
2550	Pupil Transportation Services	717,000	694,134	22,866	3.2	7.0
2560	Food Services	235,600	228,504	7,096	3.0	6.8
2570	Internal Services	28,600	31,569	(2,969)	-10.4	3.1
2620	Research and Development	80,100	92,988	(12,888)	-16.1	100.0
2630	Information Services (Public Relations)	25,000	20,370	4,630	18.5	17.6
2640	Staff Services (Human Resources)	180,723	190,140	(9,417)	-5.2	-12.0
2660	Data Processing Services (Technology)	978,500	978,415	85	0.0	-9.4
3000	Child Care Services	287,845	281,078	6,767	2.4	-1.2
4120	Payments for Special Education Programs	433,116	468,313	(35,197)	-8.1	3.5
5XXX	Debt Services	787,875	819,843	(31,968)	-4.1	-24.9%
Total		\$ 26,389,017	\$ 26,766,356	\$ (377,339)	-1.4%	5.9%

Mount Prospect School District 57

Cash and Investment Summary

June 2018

Board Accounts

<u>Bank</u>	<u>Description</u>	<u>Ending Balance</u>
Various	Investments per Treasurer's Report	\$ 12,613,325
Huntington Bank	Imprest Account	\$ 5,000
Illinois National	E-Pay Settlement Account	\$ 5,000
Huntington Bank	Board Account	\$ (139,402)
Huntington Bank	Payroll Account	\$ -
	Total	<u><u>\$ 12,483,923</u></u>

Activity Account

<u>Bank</u>	<u>Description</u>	<u>Ending Balance</u>
Huntington Bank	Activity Account	\$ 92,455
	Total	<u><u>\$ 92,455</u></u>

Mount Prospect School District 57

Payroll Ratification

June 2018

	<u>Fund</u>	<u>Amounts</u>
Salaries	Educational	\$ 626,876
	Operations & Maintenance	26,898
	June 15, 2018 Salary Total	<u>\$ 653,775</u>
Benefits	Educational	\$ 161,457
	Operations & Maintenance	4,873
	Municipal Retirement/Social Security	33,212
	June 15, 2018 Benefit Total	<u>\$ 199,541</u>
	June 15, 2018 Payroll Total	<u>\$ 853,316</u>
Salaries	Educational	\$ 639,769
	Operations & Maintenance	27,125
	June 29, 2018 Salary Total	<u>\$ 666,893</u>
Benefits	Educational	\$ 146,849
	Operations & Maintenance	4,393
	Municipal Retirement/Social Security	19,535
	June 29, 2018 Benefit Total	<u>\$ 170,777</u>
	June 29, 2018 Payroll Total	<u>\$ 837,670</u>
	Payroll Total	<u><u>\$ 1,690,986</u></u>

Mount Prospect School District 57

Accounts Payable Ratification


June 2018


<u>Fund</u>	<u>Amounts</u>
Educational	\$ 374,559.46
Operations & Maintenance	\$ 113,014.65
Debt Services	\$ 2,299.17
Transportation	\$ 100,862.46
Municipal Retirement/Social Security	\$ -
Capital Projects	\$ 11,310.00
Working Cash	\$ -
Tort	\$ -
Fire Prevention & Safety	\$ -
Accounts Payable Total	\$ 602,045.74

MOUNT PROSPECT SCHOOL DISTRICT 57

**Accounts Payable Bills
July 19, 2018**

In accordance with Board Policy 4:50 Operational Services–Payment Procedures, this order authorizes administration to pay the following accounts payable bills totaling **\$405,990.14** (including imprest account) as approved at the Board of Education meeting held on the date referenced above.

Reviewed by: 
Board of Education Member

Approved by: 
Board of Education President

Attested by: _____
Board of Education Secretary

NUMBER	DATE	VENDOR	INVOICE	DESCRIPTION	AMOUNT
549852	06/18/2018	MASTERCARD CORPORATE CLIENTS	5/31/18	GENERAL SUPPLIES	1,892.78
	06/18/2018		BMO 6/18/180000	OTHER PROFESSIONAL AND TECHNIC	31.00
	06/18/2018		BMO 6/18/180000	GENERAL SUPPLIES	135.00
	06/18/2018		BMO 6/18/180000	GENERAL SUPPLIES	37.26
	06/18/2018		BMO 6/18/180000	GENERAL SUPPLIES	60.00
	06/18/2018		BMO 6/18/180000	GENERAL SUPPLIES	17.98
	06/18/2018		BMO 6/18/180000	GENERAL SUPPLIES	33.42
	06/18/2018		BMO 6/18/180000	GENERAL SUPPLIES	34.74
	06/18/2018		BMO 6/18/180000	GENERAL SUPPLIES	10.75
	06/18/2018		BMO 6/18/180000	GENERAL SUPPLIES	108.42
	06/18/2018		BMO 6/18/180000	TRAVEL	89.45
	06/18/2018		BMO 6/18/180000	TRAVEL	10.48
	06/18/2018		BMO 6/18/180000	TRAVEL	170.00
	06/18/2018		BMO 6/18/180000	TRAVEL	143.83
	06/18/2018		BMO 6/18/180000	TRAVEL	15.63
	06/18/2018		BMO 6/18/180000	TRAVEL	28.11
	06/18/2018		BMO 6/18/180000	TRAVEL	8.11
	06/18/2018		BMO 6/18/180000	TRAVEL	13.13
	06/18/2018		BMO 6/18/180000	GENERAL SUPPLIES	43.37
	06/18/2018		BMO 6/18/180000	GENERAL SUPPLIES	69.27
	06/18/2018		BMO 6/18/180000	GENERAL SUPPLIES	46.45
	06/18/2018		BMO 6/18/180000	GENERAL SUPPLIES	46.19
	06/18/2018		BMO 6/18/180000	GENERAL SUPPLIES	6.99
	06/18/2018		BMO 6/18/180000	GENERAL SUPPLIES	83.98
	06/18/2018		BMO 6/18/180000	GENERAL SUPPLIES	29.62
	06/18/2018		BMO 6/18/180000	GENERAL SUPPLIES	177.94
	06/18/2018		BMO 6/18/180000	GENERAL SUPPLIES	129.24
	06/18/2018		BMO 6/18/180000	GENERAL SUPPLIES	14.18
	06/18/2018		BMO 6/18/180000	GENERAL SUPPLIES	43.80
	06/18/2018		BMO 6/18/180000	GENERAL SUPPLIES	125.50
	06/18/2018		BMO 6/18/180000	GENERAL SUPPLIES	1.62
	06/18/2018		BMO 6/18/180000	GENERAL SUPPLIES	142.68
	06/18/2018		BMO 6/18/180000	GENERAL SUPPLIES	44.90
	06/18/2018		BMO 6/18/180000	GENERAL SUPPLIES	62.48
	06/18/2018		BMO 6/18/180000	GENERAL SUPPLIES	-48.00
	06/18/2018		BMO 6/18/180000	GENERAL SUPPLIES	19.96
	06/18/2018		BMO 6/18/180000	GENERAL SUPPLIES	141.81
	06/18/2018		BMO 6/18/180000	GENERAL SUPPLIES	32.08
	06/18/2018		BMO 6/18/180000	GENERAL SUPPLIES	15.86
	06/18/2018		BMO 6/18/180000	GENERAL SUPPLIES	96.60
	06/18/2018		BMO 6/18/180000	GENERAL SUPPLIES	38.98
	06/18/2018		BMO 6/18/180000	TRAVEL	170.00
	06/18/2018		BMO 6/18/180000	TRAVEL	170.00
	06/18/2018		BMO 6/18/180000	TRAVEL	199.46
	06/18/2018		BMO 6/18/180000	OTHER PROFESSIONAL AND TECHNIC	235.00
	06/18/2018		BMO 6/18/180000	GENERAL SUPPLIES	100.00
	06/18/2018		BMO 6/18/180000	GENERAL SUPPLIES	107.50
	06/18/2018		BMO 6/18/180000	GENERAL SUPPLIES	9.84
	06/18/2018		BMO 6/18/180000	GENERAL SUPPLIES	21.18
	06/18/2018		BMO 6/18/180000	GENERAL SUPPLIES	70.01
	06/18/2018		BMO 6/18/180000	GENERAL SUPPLIES	65.02
	06/18/2018		BMO 6/18/180000	GENERAL SUPPLIES	196.46
	06/18/2018		BMO 6/18/180000	GENERAL SUPPLIES	31.07
	06/18/2018		BMO 6/18/180000	GENERAL SUPPLIES	-19.75
	06/18/2018		BMO 6/18/180000	GENERAL SUPPLIES	-6.13
	06/18/2018		BMO 6/18/180000	GENERAL SUPPLIES	40.75

NUMBER	DATE	VENDOR	INVOICE	DESCRIPTION	AMOUNT
549852	06/18/2018	MASTERCARD CORPORATE CLIENTS	BMO 6/18/180000	GENERAL SUPPLIES	167.16
	06/18/2018		BMO 6/18/180000	GENERAL SUPPLIES	-33.42
	06/18/2018		BMO 6/18/180000	OTHER SUPPLIES AND MATERIALS	54.77
	06/18/2018		BMO 6/18/180000	OTHER SUPPLIES AND MATERIALS	12.99
	06/18/2018		BMO 6/18/180000	SUPPLIES AND MATERIALS	59.51
	06/18/2018		BMO 6/18/180000	OTHER SUPPLIES AND MATERIALS	585.71
	06/18/2018		BMO 6/18/180000	PROFESSIONAL SERVICES - ADMINI	3.43
	06/18/2018		BMO 6/18/180000	OTHER SUPPLIES AND MATERIALS	59.99
	06/18/2018		BMO 6/18/180000	OTHER SUPPLIES AND MATERIALS	304.10
	06/18/2018		BMO 6/18/180000	OTHER SUPPLIES AND MATERIALS	549.98
	06/18/2018		BMO 6/18/180000	OTHER SUPPLIES AND MATERIALS	142.97
	06/18/2018		BMO 6/18/180000	GENERAL SUPPLIES	25.98
	06/18/2018		BMO 6/18/180000	GENERAL SUPPLIES	2.35
	06/18/2018		BMO 6/18/180000	OTHER PROFESSIONAL AND TECHNIC	182.85
	06/18/2018		BMO 6/18/180000	OTHER PROFESSIONAL AND TECHNIC	182.85
	06/18/2018		BMO 6/18/180000	OTHER PROFESSIONAL AND TECHNIC	182.85
	06/18/2018		BMO 6/18/180000	GENERAL SUPPLIES	165.12
	06/18/2018		BMO 6/18/180000	GENERAL SUPPLIES	204.47
	06/18/2018		BMO 6/18/180000	GENERAL SUPPLIES	24.99
	06/18/2018		BMO 6/18/180000	GENERAL SUPPLIES	107.41
	06/18/2018		BMO 6/18/180000	GENERAL SUPPLIES	76.77
	06/18/2018		BMO 6/18/180000	GENERAL SUPPLIES	113.14
	06/18/2018		BMO 6/18/180000	GENERAL SUPPLIES	45.98
	06/18/2018		BMO 6/18/180000	GENERAL SUPPLIES	51.00
	06/18/2018		BMO 6/18/180000	GENERAL SUPPLIES	-35.36
	06/18/2018		BMO 6/18/180000	GENERAL SUPPLIES	-60.27
	06/18/2018		BMO 6/18/180000	GENERAL SUPPLIES	533.95
	06/18/2018		BMO 6/18/180000	GENERAL SUPPLIES	901.04
	06/18/2018		BMO 6/18/180000	GENERAL SUPPLIES	35.36
	06/18/2018		BMO 6/18/180000	GENERAL SUPPLIES	60.27
	06/18/2018		BMO 6/18/180000	GENERAL SUPPLIES	517.00
	06/18/2018		BMO 6/18/180000	GENERAL SUPPLIES	5.97
	06/18/2018		BMO 6/18/180000	GENERAL SUPPLIES	6.39
	06/18/2018		BMO 6/18/180000	GENERAL SUPPLIES	345.56
	06/18/2018		BMO 6/18/180000	GENERAL SUPPLIES	16.52
	06/18/2018		BMO 6/18/180000	GENERAL SUPPLIES	44.99
	06/18/2018		BMO 6/18/180000	GENERAL SUPPLIES	-685.22
	06/18/2018		BMO 6/18/180000	GENERAL SUPPLIES	-28.99
	06/18/2018		BMO 6/18/180000	GENERAL SUPPLIES	-28.99
	06/18/2018		BMO 6/18/180000	GENERAL SUPPLIES	-28.99
	06/18/2018		BMO 6/18/180000	GENERAL SUPPLIES	248.11
	06/18/2018		BMO 6/18/180000	GENERAL SUPPLIES	30.21
	06/18/2018		BMO 6/18/180000	GENERAL SUPPLIES	30.21
	06/18/2018		BMO 6/18/180000	GENERAL SUPPLIES	30.21
	06/18/2018		BMO 6/18/180000	TRAVEL	444.19
	06/18/2018		BMO 6/18/180000	TRAVEL	11.96
	06/18/2018		BMO 6/18/180000	GENERAL SUPPLIES	604.58
	06/18/2018		BMO 6/18/180000	GENERAL SUPPLIES	685.22
	06/18/2018		BMO 6/18/180000	REPAIR AND MAINTENANCE SERVICE	93.75
	06/18/2018		BMO 6/18/180000	GENERAL SUPPLIES	242.63
	06/18/2018		6/1/18	GENERAL SUPPLIES	1,715.00
	06/18/2018		6/4/18	GENERAL SUPPLIES	534.84
	06/18/2018		6/4/18 A	TRAVEL	700.00

Totals for checks 15,839.09

<u>NUMBER</u>	<u>DATE</u>	<u>VENDOR</u>	<u>INVOICE</u>	<u>DESCRIPTION</u>	<u>AMOUNT</u>
549853	06/19/2018	AT&T MOBILITY	XO16152018	T HOPE MOBILE CONNECTION	85.22
549854	06/19/2018	CALL ONE	6/15/18	VOICE SERVICES	3,969.62
549855	06/19/2018	VILLAGE OF MOUNT PROSPECT-W	6/15/18 LP	LP SEWER/WATER BILL	419.70
	06/19/2018		6/15/18 WB	WB SEWER/WATER BILL	266.10
	06/19/2018		6/15/18 FV	FV SEWER/WATER BILL	442.80
	06/19/2018		6/15/18 LN 1	LN 1 SEWER/WATER BILL	8.00
	06/19/2018		6/15/18 LN 2	LN 2 SEWER/WATER BILL	327.30
	06/19/2018		6/15/18 LN	LN SEWER/WATER BILL	150.60
	06/19/2018		6/15/18	ADM SEWER/WATER BILL	90.85
Totals for checks					5,760.19

NUMBER	DATE	VENDOR	INVOICE	DESCRIPTION	AMOUNT
549870	06/27/2018	AIR CLEANING SPECIALISTS	176109	LN HVAC FILTERS	558.05
	06/27/2018		176110	WB HVAC FILTERS	177.10
	06/27/2018		176111	ADM HVAC FILTERS	54.45
	06/27/2018		176112	FV HVAC FILTERS	426.75
549871	06/27/2018	ALARM DETECTION SYSTEMS	SI486144	SEC ID BADGE	10.50
	06/27/2018		SI-486459	SEC ID BADGE	10.50
549872	06/27/2018	ALEXIAN BROTHERS MEDICAL GROUP	653982	CUSTODIAL EXAM	85.00
549873	06/27/2018	AMERICAN TAXI DISPATCH INC	180532	OOD TRANSPORTATION	520.00
549874	06/27/2018	ANDERSON ELEVATOR COMPANY	225665	LN ELEVATOR LIGHT REPAIR	60.00
549875	06/27/2018	ARLINGTON HEIGHTS SCHOOL DISTR	5/18 EC	WB EC SNACKS	462.50
	06/27/2018		5/18 FV	FV KC SNACKS	510.00
	06/27/2018		5/18 LP KC	LP KC SNACKS	323.50
	06/27/2018		5/18 WB	WB KC SNACKS	261.50
	06/27/2018		5/18 F&R	FREE/REDUCED LUNCHES	1,496.25
	06/27/2018		5/18 YEB	END OF YEAR BREAKFAST	2,003.75
	06/27/2018		5/18 FS	FOOD SERVICE	17,718.83
549876	06/27/2018	BATTAGLIA, MARGARET	6/25/18	MEALTIME REFUND	162.20
549877	06/27/2018	BOGHOSSIAN, SANDRA	6/25/18	MEALTIME REFUND	14.40
549878	06/27/2018	BREITENSTEIN, LAURIE	6/25/18	MEALTIME REFUND	13.25
549879	06/27/2018	CITI CARDS	6/15/18 A	ADM CUSTODIAL SUPP	141.32
	06/27/2018		6/15/18 B	BUSINESS OFFICE SUPP	26.38
	06/27/2018		6/15/18	ADM KITCHEN SUPP	62.75
549880	06/27/2018	COMPTON, JODI	6/25/18	MEALTIME REFUND	17.95
549881	06/27/2018	CONSTELLATION NEW ENERGY	2334937 LP	LP GAS BILL	1,294.44
549882	06/27/2018	COVE SCHOOL	SD57-0618	OOD TUITION	2,516.20
	06/27/2018		SD57-18ADJ	OOD TUITION	429.44
	06/27/2018		SD57-0518	OOD TUITION 5/18	11,071.28
549883	06/27/2018	DELAHUNTY, CAROLE	6/25/18	MEALTIME REFUND	23.10
549884	06/27/2018	FRATAMICO, SHANNON	6/6/18	MILEAGE REIMBURSE	61.49
549885	06/27/2018	GAGNE, JULIE	6/25/18	MEALTIME REFUND	16.40
549886	06/27/2018	GARTSKI, AMY	6/25/18	MEALTIME REFUND	93.70
549887	06/27/2018	GARTZ, JOYCE	6/25/18	MEALTIME REFUND	24.00
549888	06/27/2018	GENERAL MECHANICAL (FKA NORTH	SI2058481	FV HVAC REPAIR	1,049.34
549889	06/27/2018	GENESIS TECHNOLOGIES	648983	WB COPIER STAPLES	109.04
	06/27/2018		652068 ADM	ADM PRINTING FEES	969.40
	06/27/2018		652068 FV	FV PRINTING FEES	1,413.33
	06/27/2018		652068 LN	LN PRINTING FEES	2,569.47
	06/27/2018		652068 LP	LP PRINTING FEES	1,964.78
	06/27/2018		652068 WB	WB PRINTING FEES	1,639.76
549890	06/27/2018	GENESIS TECHNOLOGIES, INC	016-0846418-	COPIER LEASE BUY OUT	4,598.34
549891	06/27/2018	HARFORD, MICHELLE	6/4/18	D57 NEWSLETTER	245.00
549892	06/27/2018	HEARTLAND BUSINESS SYSTEMS	265505-H	IT CABLES	2,366.10
	06/27/2018		265358-H	IT CABLES	5,875.00
	06/27/2018		265156-H	MANAGED IT SERV	1,590.00
549893	06/27/2018	ILLINOIS OFFICE OF THE STATE F	9597404	LN BOILER CERT	70.00
549894	06/27/2018	JENKINS, RENEE	6/25/18	MEALTIME REFUND	18.10
549895	06/27/2018	KATSAROS, IZABELLA	6/25/18	MEALTIME REFUND	27.65
549896	06/27/2018	KAZUK, KRISTEN	6/25/18	MEALTIME REFUND	20.00
549897	06/27/2018	KENNY, TRACIE	6/25/18	MEALTIME REFUND	83.10
549898	06/27/2018	KNIGHT, MICHELLE	6/25/18	MEALTIME REFUND	79.00
549899	06/27/2018	LAMERS, REBECCA	6/5/18	MILEAGE REIMBURSE	43.74
549900	06/27/2018	LEE, JANG	6/25/18	MEALTIME REFUND	43.00
549901	06/27/2018	LEE, TINA	6/25/18	MEALTIME REFUND	16.80
549902	06/27/2018	LENZINI, CHRISTY	6/25/18	MEALTIME REFUND	44.05
549903	06/27/2018	LUNDEVICK, LISA	6/25/18	MEALTIME REFUND	50.00
549904	06/27/2018	MAIONE, DOMENICA	6/25/18	MEALTIME REFUND	15.80

NUMBER	DATE	VENDOR	INVOICE	DESCRIPTION	AMOUNT
549905	06/27/2018	MANTILLA, BARBARA	6/25/18	MEALTIME REFUND	25.00
549906	06/27/2018	MATHEW, WINCY	6/25/18	MEALTIME REFUND	21.55
549907	06/27/2018	MCCARRON, KELLY	6/25/18	MEALTIME REFUND	41.30
549908	06/27/2018	MCGOUGH, DEBORAH	6/25/18	MEALTIME REFUND	64.65
549909	06/27/2018	MICKIE, MELISSA	6/25/18	MEALTIME REFUND	26.25
549910	06/27/2018	NEXTERA ENERGY (FKA AMEREN)	2334937 FV	FV GAS BILL	1,661.68
	06/27/2018		2334937 LN 1	LN 1 GAS BILL	936.62
	06/27/2018		2334937 LN	LN GAS BILL	993.76
	06/27/2018		2334937 LN M	LN MB GAS BILL	132.24
	06/27/2018		2334937 ADM	ADM GAS BILL	362.01
	06/27/2018		2334937 WB	WB GAS BILL	894.18
	06/27/2018		2334937 ADM	ADM GAS BILL	-362.01
	06/27/2018		2334937 FV	FV GAS BILL	-1,661.68
	06/27/2018		2334937 LN	LN GAS BILL	-993.76
	06/27/2018		2334937 LN 1	LN 1 GAS BILL	-936.62
	06/27/2018		2334937 LN M	LN MB GAS BILL	-132.24
	06/27/2018		2334937 WB	WB GAS BILL	-894.18
549911	06/27/2018	NILSEN, SONJA	6/25/18	MEALTIME REFUND	90.55
549912	06/27/2018	NORTHWEST SUBURBAN SPECIAL EDU	3880	DEAF/HEARING SERVICES	8,721.41
	06/27/2018		3880 A	DEAF/HEARING SERVICES	3,205.30
	06/27/2018		3920	DEAF/HEARING EVALS	5,350.00
	06/27/2018		3971	OOD TRANSPORTATION	8,790.73
549913	06/27/2018	OLSON, AMY	6/25/18	MEALTIME REFUND	28.00
549914	06/27/2018	OSTLING, CECILIA	6/25/18	MEALTIME REFUND	16.50
549915	06/27/2018	PAVONE, KAREN	6/25/18	MEALTIME REFUND	29.90
549916	06/27/2018	PROSHRED SECURITY	990031777	DISTRICT SHREDDING	485.00
549917	06/27/2018	ROYAL, LISA	6/25/18	MEALTIME REFUND	13.30
549918	06/27/2018	SCHULZE, KATARINA	6/25/18	MEALTIME REFUND	14.50
549919	06/27/2018	SCIRA	042218	SCIRA CONFERENCE	105.00
549920	06/27/2018	SMITH, SUSAN	6/25/18	MEALTIME REFUND	14.55
549921	06/27/2018	STERICYCLE, INC	4007880335	LN MEDICAL WASTE REMOVAL	310.42
549922	06/27/2018	SUN, AIHUA	6/25/18	MEALTIME REFUND	100.00
549923	06/27/2018	SWEETMAN, ELLYN	6/25/18	MEALTIME REFUND	31.65
549924	06/27/2018	SZULAKIEWICZ, AGNIESZKA	6/25/18	MEALTIME REFUND	16.75
549925	06/27/2018	TECHNOLOGY MANAGEMENT REV FUND	T1833737	COMM SERV FEE	25.00
549926	06/27/2018	THOMPSON, KAREN	6/25/18	MEALTIME REFUND	34.30
549927	06/27/2018	VILLAGE OF MOUNT PROSPECT-F	2018-0024000	5/18 VEHICLE GAS BILL	144.48
549928	06/27/2018	WAHLEN, MARY	6/25/18	MEALTIME REFUND	12.00
549929	06/27/2018	WALSH, GERALYN	6/12/18	CIRCLE OF FRIENDS REFUND	100.00
549930	06/27/2018	WAREHOUSE DIRECT	3935650-0	LN CUSTODIAL SUPP	8.00
	06/27/2018		3935507-0	LN CUSTODIAL SUPP	147.66
	06/27/2018		3932355-0	LN OFFICE SUPP	55.43
	06/27/2018		3932329-0	LN OFFICE SUPP	162.86
	06/27/2018		C3533651-0	LN CREDIT/RETURN	-130.25
	06/27/2018		3938514-0	BUS OFFICE SUPP	74.60
	06/27/2018		C3859611-0	LN CREDIT/ RETURN	-260.50
	06/27/2018		C3495421-0	LN CREDIT/RETURN	-260.50
	06/27/2018		3934983-0	LN CUSTODIAL SUPP	257.70
	06/27/2018		3942544-0	LP CUSTODIAL SUPP	519.15
549931	06/27/2018	WHITE, JACQUELINE	6/25/18	MEALTIME REFUND	14.70

Totals for checks 93,954.72

<u>NUMBER</u>	<u>DATE</u>	<u>VENDOR</u>	<u>INVOICE</u>	<u>DESCRIPTION</u>	<u>AMOUNT</u>
549946	06/27/2018	ACCIDENT FUND INSURANCE	WCV 6032609	FY 19 WC INSURANCE	59,538.00
549947	06/27/2018	BRAIN POP LLC	US173861	LICENSE RENEWAL	10,275.00
549948	06/27/2018	EDGENUITY	119678	READING / MATH LICENSE	8,200.00
549949	06/27/2018	FREDRIKSEN FIRE EQUIPMENT COMP	183934	LN FIRE EXTING CERT	2,180.30
	06/27/2018		183933	FV FIRE EXTING CERT	226.40
	06/27/2018		183932	WB FIRE EXTING CERT	513.85
	06/27/2018		183936	LP FIRE EXTING CERT	462.65
	06/27/2018		183935	ADM FIRE EXTING CERT	169.90
549950	06/27/2018	HEARTLAND BUSINESS SYSTEMS	266431-H	SMARTNET RENEWAL	9,484.60
549951	06/27/2018	INNOVATIVE MODULAR SOLUTIONS	MOU701-20187	WB MOBILE RENTAL 7/18	1,480.00
549952	06/27/2018	IXL LEARNING	S328030	IXL SITE LICENSE.	24,475.00
549953	06/27/2018	JOHNSON CONTROLS	30687595	FV FIRE MONITOR	243.00
	06/27/2018		30687596	WB FIRE MONITOR	243.00
	06/27/2018		30687597	LN FIRE MONITOR	243.00
	06/27/2018		30687598	LP FIRE MONITOR	243.00
	06/27/2018		30687627	ADM FIRE MONITOR	243.00
549954	06/27/2018	N2Y (NEWS 2 YOU)	S395418	SOAR RENEWAL	1,024.97
549955	06/27/2018	PARAGO SOFTWARE, INC.	7625	INVENTORY SYSTEM RENEWAL	4,800.00
549956	06/27/2018	PITNEY BOWES SUPPLY LINE	10076644223	POSTAGE METER RENTAL	630.00
549957	06/27/2018	POWERSCHOOL LLC	INV1145691	LICENSING	9,482.00
549958	06/27/2018	PROJECT LEAD THE WAY, INC	136439	LN SOFTWARE/INSTRUCTION	750.00
549959	06/27/2018	SOUND INCORPORATED	#R155904	LN TELECENTER MAINT CONTR	546.00
	06/27/2018		R155917	LP TELECENTER/CLOCK MAINT CONTR	1,500.00
	06/27/2018		R155914	FV TELECENTER/CLOCK MAINT CONTR	1,500.00
549960	06/27/2018	TEACHING STRATEGIES	0331149-IN	EC ONLINE ASSESSMENT	2,107.20
549961	06/27/2018	TYCO SIMPLEX GRINNELL	290163	ADM FIRE ALARM SPRINKLER CONTR	639.00

Totals for checks 141,199.87

<u>NUMBER</u>	<u>DATE</u>	<u>VENDOR</u>	<u>INVOICE</u>	<u>DESCRIPTION</u>	<u>AMOUNT</u>
549945	06/27/2018	CONSTELLATION NEW ENERGY	2334937 FV	FV GAS BILL	1,661.68
	06/27/2018		2334937 LN 1	LN 1 GAS BILL	936.62
	06/27/2018		2334937 LN	LN GAS BILL	993.76
	06/27/2018		2334937 LN M	LN MB GAS BILL	132.24
	06/27/2018		2334937 AB	ADM GAS BILL	362.01
	06/27/2018		2334937 WB	WB GAS BILL	894.18
Totals for checks					4,980.49

<u>NUMBER</u>	<u>DATE</u>	<u>VENDOR</u>	<u>INVOICE</u>	<u>DESCRIPTION</u>	<u>AMOUNT</u>
550001	06/28/2018	NICHOLAS & ASSOCIATES	5464-5	CONSTRUCTION MANAGEMENT	11,310.00
	06/28/2018		5565	VENDOR PAYMENT	80.78
	06/28/2018		5566	CONTRACTOR PAYMENTS	132,865.00
Totals for checks					144,255.78

MOUNT PROSPECT SCHOOL DISTRICT 57

Accounts Payable Bills July 19, 2018

In accordance with Board Policy 4:50 Operational Services–Payment Procedures, this order authorizes administration to pay the following accounts payable bills totaling **\$37,008.21** (including imprest account) as approved at the Board of Education meeting held on the date referenced above.

Reviewed by: _____
Board of Education Member

Approved by: _____
Board of Education President

Attested by: _____
Board of Education Secretary

Check Nbr	Vendor Name	Check Date	Invoice Number	Invoice Desc	PO Number	Invoice Amount	Check Amount
550007	BROOKS, NANCY 10E600 2640 2300 00 000060	07/05/2018	7/5/18 NB	TUITION REIMBURSE EDUCATION/ADMIN/STAFF SERVICES/TUITION REIMBUR	0	1,650.00 1,650.00	1,650.00
550008	COTNER, NATALIE A 10E600 2640 2300 00 000060	07/05/2018	7/5/18 NC	TUITION REIMBURSE EDUCATION/ADMIN/STAFF SERVICES/TUITION REIMBUR	0	2,200.00 2,200.00	2,200.00
550009	COUGHLIN, ELENA M 10E600 2640 2300 00 000060	07/05/2018	7/5/18 EC	TUITION REIMBURSE EDUCATION/ADMIN/STAFF SERVICES/TUITION REIMBUR	0	1,760.00 1,760.00	1,760.00
550010	COURTNEY, TRINA 10E600 2640 2300 00 000060	07/05/2018	7/5/18 TC	TUITION REIMBURSE EDUCATION/ADMIN/STAFF SERVICES/TUITION REIMBUR	0	1,655.00 1,655.00	1,655.00
550011	GRAY, CAROL 10E600 2640 2300 00 000060	07/05/2018	7/5/18 CG	TUITION REIMBURSE EDUCATION/ADMIN/STAFF SERVICES/TUITION REIMBUR	0	1,845.00 1,845.00	1,845.00
550012	GROAH, CASEY M 10E600 2640 2300 00 000060	07/05/2018	7/5/18 CGRO	TUITION REIMBURSE EDUCATION/ADMIN/STAFF SERVICES/TUITION REIMBUR	0	5,317.56 5,317.56	5,317.56
550013	HASSELBRING, CARLIE 10E600 2640 2300 00 000060	07/05/2018	7/5/18 CH	TUITION REIMBURSE EDUCATION/ADMIN/STAFF SERVICES/TUITION REIMBUR	0	1,437.00 1,437.00	1,437.00
550014	HERMANSON, JENNIFER 10E600 2640 2300 00 000060	07/05/2018	7/5/18 JH	TUITION REIMBURSE EDUCATION/ADMIN/STAFF SERVICES/TUITION REIMBUR	0	381.65 381.65	381.65
550015	LAMBERT, SHARI 10E600 2640 2300 00 000060	07/05/2018	7/5/18 SL	TUITION REIMBURSE EDUCATION/ADMIN/STAFF SERVICES/TUITION REIMBUR	0	675.00 675.00	675.00
550016	LITTLE, TARA 10E600 2640 2300 00 000060	07/05/2018	7/5/18 TL	TUITION REIMBURSE EDUCATION/ADMIN/STAFF SERVICES/TUITION REIMBUR	0	2,055.00 2,055.00	2,055.00
550017	LYJAK, BRIDGET A 10E600 2640 2300 00 000060	07/05/2018	7/5/18 BL	TUITION REIMBURSE EDUCATION/ADMIN/STAFF SERVICES/TUITION REIMBUR	0	7,090.00 7,090.00	7,090.00
550018	POLLARD, REBECCA J 10E600 2640 2300 00 000060	07/05/2018	7/5/18 RP	TUITION REIMBURSE EDUCATION/ADMIN/STAFF SERVICES/TUITION REIMBUR	0	9,505.00 9,505.00	9,505.00
550019	ST DENNIS, JESSICA 10E600 2640 2300 00 000060	07/05/2018	7/5/18 JSD	TUITION REIMBURSE EDUCATION/ADMIN/STAFF SERVICES/TUITION REIMBUR	0	1,437.00 1,437.00	1,437.00

13 Computer Check(s) For a Total of 37,008.21

	0	Manual	Checks For a Total of	0.00
	0	Wire Transfer	Checks For a Total of	0.00
	0	ACH	Checks For a Total of	0.00
	13	Computer	Checks For a Total of	37,008.21
Total For	13	Manual, Wire Tran, ACH & Computer Checks		37,008.21
Less	0	Voided	Checks For a Total of	0.00
			Net Amount	37,008.21

FUND SUMMARY

Fund	Description	Balance Sheet	Revenue	Expense	Total
10	EDUCATIONAL FUND	0.00	0.00	37,008.21	37,008.21

Mount Prospect School District 57
Office of the Assistant Superintendent for Finance and Operations

TO: Dr. Elaine Aumiller, Superintendent

FROM: Adam Parisi, Assistant Superintendent for Finance and Operations

DATE: July 21, 2018

RE: Donations
Policy 8:80 Gifts to the District

EXECUTIVE SUMMARY:

Historically, the business office submits a donation report to the Board of Education, summarizing the known donations received by District 57 and its individual schools during the course of the 2017-18 fiscal year.

BACKGROUND AND RATIONALE:

The approval process enables the Board of Education to be aware of community support and to ensure the donation is appropriate. Donations may be associated with various fundraising events and accounted for in the activity accounts.

RECOMMENDATION:

That the Board of Education approve the attached donation report from July 1, 2017 through June 30, 2018.

Mount Prospect School District 57
Donation Report
for the Fiscal Year of 2017-18

Date	Description	Amount	Location	Donor Name
08/31/17	Donation-Sales Rebate	\$36.92	LN	Red Robin /Check # 103389 & 53243
08/30/17	Donation-Sales Rebate	\$5.00	WB	Bon Ton Stores, Inc.
08/30/17	Donation-Birthday Book (3)	\$45.00	WB	McIntyre, Panagakis, Talaga Families
08/31/17	Donation-Rebate	\$29.73	FV	Great Lakes Coca-Cola
08/31/17	Donation-Sales Rebate	\$26.13	FV	Kula Foundation
08/31/17	Donation-Sales Rebate	\$68.11	WB	Kula Foundation -Red Robin & Coca-Cola
08/31/17	Donation-Sales Rebate	\$1,800.00	WB	Schoolkids- School Supply Kits
10/11/17	Donation-Snare Drum Model SD225	\$75.00	LN	Pianetto Family
10/23/17	Donation-Rebate	\$55.76	FV	Great Lakes Coca-Cola
11/28/17	Donation-Rebate	\$25.24	FV	Great Lakes Coca-Cola
11/30/17	Donation to LRC-Books	*	LP	Used Books
12/13/17	Donation- New Books	*	LP	Seven New Books for LRC
12/13/17	Donation-Science Chicks Club	\$400.00	LN	Chemgrout Inc -For Underwater Robots
12/12/17	Donation-28 Books	*	LP	Various Titles
01/18/18	Donation- Box Tops	\$1,136.80	FV	Box Top-Rebate
01/18/18	Donation-Coca-Cola	\$37.56	FV	Coca-Cola-Rebate
02/01/18	Donation-Coca-Cola	\$35.83	FV	Coca-Cola-Rebate
03/08/18	Donation-Coca-Cola	\$27.40	FV	Coca-Cola-Rebate
03/28/18	Donation-Coca-Cola	\$37.42	FV	Coca-Cola-Rebate
04/01/18	Donation-Cash Grants	\$34,708.11	District	District 57 Foundation Grants
04/01/18	Donation-Cash Grants	\$8,950.00	District	District 57 Foundation Grants
05/02/18	Donation for 5th Gr Musical	\$500.00	LP	Lions School PTO
05/02/18	Donatin for Field Day-Obstacle Course	\$889.71	LP	Lions School PTO
05/01/18	Donation-Coca-Cola	\$25.43	FV	Coca-Cola-Rebate
05/09/18	Donation for Lincoln Art Department	\$500.00	LN	Mindy Maggio
05/10/18	Donation-Box Tops	\$303.70	FV	Box Top-Rebate
05/10/18	Donation-Little Friends	\$246.90	FV	Vendor Contract Rebate
05/29/18	Donation-Coca-Cola	\$21.32	FV	Coca-Cola-Rebate
05/31/18	Donation-SPED	\$100.00	LN	Pellizzeri Family
05/31/18	Donation-Social Ed Fundraiser	\$160.00	WB	Pellizzeri Family
	Donation-Autism Awareness	\$65.00	FV	Pellizzeri Family
	Donation-Autism Awareness	\$93.95	FV	Capannari's Icecream
Total Cash		\$50,406.02		

* Values for non-cash donations are not estimated by the district.

Target- Take Charge of Education is no longer available
as in prior years.



OFFICE OF THE SUPERINTENDENT

701 West Gregory Street - Mount Prospect, Illinois 60056-2296
 P (847) 394-7300 / F (847) 394-7311 / www.d57.org

BOARD RECOMMENDATION**On Recommendation by the Superintendent:**

That the Board approve tuition reimbursement for 13 certified staff members for the 2017-18 school year.

Background

In accordance with the 2017-2018 through 2020-2021 negotiated agreement (Policy 5:188) between the Mount Prospect Education Association (MPEA) and the Board of Education, the District is authorized to pay its certified staff a collective total of \$60,000 for administratively approved tuition reimbursement. Included is a list of the school year 2017-2018 tuition reimbursement payments recommended by administration for approval by the Board.

Requests were made by 13 certified staff members, with the actual level of reimbursement at 100%. Last year there were 17 certified staff who submitted tuition costs totaling \$79,036. The level of reimbursement last year was at 63.26%. This year there were 13 certified staff members with tuition costs of \$37,008.21 with the level of reimbursement at 100%.

The total financial implication for tuition reimbursement this year is \$37,008.21 which is under the allocated amount of \$60,000.

Below is a chart showing the tuition reimbursement pool amounts and percentage of reimbursement to certified staff since the 2007-2008 school year.

<u>School Year</u>	<u>Pool Amount</u>	<u>Percentage</u>
2017-18	\$60,000	100
2016-17	\$50,000	63
2015-16	\$50,000	55
2014-15	\$50,000	54
2013-14	\$50,000	100
2012-13	\$30,000	35
2011-12	\$30,000	71
2010-11	\$20,000	33
2009-10	\$20,000	14
2008-09	\$20,000	15
2007-08	\$20,000	20

Tuition Reimbursement
2017-2018

<u>Last</u>	<u>First</u>	<u>School</u>	<u>Approval</u>	<u>Transcript</u>	<u>Total Tuition</u>	<u>Reimbursement</u>	<u>Staff Share</u>
Brooks	Nancy	St Francis	x	Grade Report	\$1,650.00	\$1,650.00	
Cotner	Natalie	Aurora U	x	x	\$2,200.00	\$2,200.00	
Coughlin	Elena	Olivet	x	x	\$1,760.00	\$1,760.00	
Courtney	Trina	Augustana, S	x	x	\$1,655.00	\$1,655.00	
Gray	Carol	National Lou	x	x	\$1,845.00	\$1,845.00	
Groah	Casey	Olivet	x	x	\$5,317.56	\$5,317.56	
Hasselbring	Carlie		X	X	\$1,437.00	\$1,437.00	
Hermanson	Jennifer	Greenville	x	Grade Report	\$381.65	\$381.65	
Lambert	Shari	Lewis Uni		X	\$675.00	\$675.00	
Little	Tara	National Lou	x	Grade Report	\$2,055.00	\$2,055.00	
Lyjak	Bridget	Olivet	x	x	\$7,090.00	\$7,090.00	
Pollard	Rebecca	National Lou	x	x	\$9,505.00	\$9,505.00	
St. Denis	Jessica	Cocordia	X	X	\$1,437.00	\$1,437.00	
						\$37,008.21	



MOUNT PROSPECT SCHOOL DISTRICT 57
Closed Session Minute Review
July 2018

Boards of Education are required to review the minutes of closed sessions every six months. The purpose of a review is to identify those minutes that should remain confidential. Those minutes which no longer require confidential treatment will then be made available for public inspection. Board Legal Counsel recommends holding both minutes and audiotapes for eighteen months before releasing. Board of Education President Joe Sonnefeldt and I reviewed closed session minutes and make the following recommendations:

1. Approve and Release the closed session minutes dated
None

2. Approve and Hold

The following is a summary of rationale for maintaining some minutes as closed to public inspection until such time as circumstances change:

The following meeting minutes are retained due to subject matter involving personnel, student discipline, potential litigation or current contract negotiations.

Table with 4 columns of dates: February 15, 1995; March 19, 2009; January 20, 2011; May 2, 2013; March 2, 2001; April 16, 2009; February 17, 2011; May 16, 2013; April 19, 2001; May 4, 2009; February 24, 2011; May 30, 2013; May 17, 2001; May 18, 2009; March 3, 2011; June 20, 2013; June 28, 2001; May 21, 2009; March 17, 2011; September 19, 2013; August 2, 2003; June 1, 2009; April 7, 2011; December 19, 2013; March 18, 2004; June 4, 2009; April 21, 2011; January 16, 2014; April 1, 2004; June 18, 2009; May 3, 2011; February 6, 2014; January 17, 2008; July 9, 2009; May 19, 2011; February 24, 2014; March 6, 2008; August 20, 2009; June 2, 2011 10:47pm; March 6, 2014; March 20, 2008; October 22, 2009, November 19, 2009; June 16, 2011; March 20, 2014; April 17, 2008; 2009; July 28, 2011; April 3, 2014; May 1, 2008; December 17, 2009; August 18, 2011; April 24, 2014; May 12, 2008; February 4, 2010; September 8, 2011; January 15, 2015; May 15, 2008; March 15, 2010 6:35pm; September 22, 2011; February 5, 2015; June 5, 2008; March 15, 2010 9:16pm; October 20, 2011; March 5, 2015; Nov 6, 2008 9:40pm; March 18, 2010 6:33pm; November 3, 2011; May 21, 2015; December 4, 2008; March 18, 2010 8:34pm; December 15, 2011; June 18, 2015; December 18, 2008; April 1, 2010; January 19, 2012; July 23, 2015; January 5, 2009; May 6, 2010; February 16, 2012; August 20, 2015; January 10, 2009; June 3, 2010; March 1, 2012; September 3, 2015; January 11, 2009; June 17, 2010; April 12, 2012; September 24, 2015; January 13, 2009; July 15, 2010; May 10, 2012; October 22, 2015; January 14, 2009; August 5, 2010; June 21, 2012; November 19, 2015; January 15, 2009 6:30pm; August 19, 2010; July 19, 2012; September 8, 2016; January 15, 2009 9:45pm; September 2, 2010; August 16, 2012; October 20, 2016; January 22, 2009; September 23, 2010; September 20, 2012; November 3, 2016; February 3, 2009; October 5, 2010; November 1, 2012; November 17, 2016; February 5, 2009; October 7, 2010; December 20, 2012; March 5, 2009 8:40pm; November 18, 2010; January 17, 2013; March 5, 2009 10:52pm; December 16, 2010; March 21, 2013

The following meeting minutes are retained due to the detail contained in the audiotape record.

- January 2017 through June 2018.

3. Approve for Destruction:

All audiotapes of closed sessions held from July 2016 through December 2016.



MEMORANDUM

To: Members, Board of Education
 From: Elaine Aumiller
 Re: Policies Second Read
 Date: July 19, 2018

The Policy Committee met on Wednesday, June 6, 2018, for a regular meeting to review policies updated in the IASB Jan/Feb and May/June 2018 Policy Reference Education Subscription Service (PRESS) packet. These policies were reviewed for First Read on June 21, 2018. The Board is asked to approve these policies during Second Read on July 19, 2018.

Policy #	Title	Explanation
2:105	Ethics and Gift Ban	Policy is unchanged. Footnotes updated. Recommendation is to adopt PRESS.
2:170	Procurement of Architectural, Engineering, and Land Surveying Services	Policy is unchanged. Footnotes updated. Recommendation is to adopt PRESS.
2:260	Uniform Grievance Procedure	Policy, Legal References, Cross References and footnotes are updated. Recommendation is to adopt PRESS.
4:20	Fund Balances	Policy is unchanged. Footnotes updated. Recommendation is to keep current policy which identifies 30%-50% fund balances with 40% target.
4:40	Incurring Debt	Policy, Legal References, and footnotes are updated. Recommendation is to adopt PRESS.
4:80	Accounting and Audits	Policy, Legal References, and footnotes are updated. Recommendation is to adopt PRESS.
4:140	Waiver of Student Fees	Policy is unchanged. Footnotes updated. Recommendation is to adopt PRESS.
5:20	Workplace Harassment Prohibited	Policy, Legal References, and footnotes are updated. Recommendation is to adopt PRESS.
5:170	Copyright	Footnotes are updated. Recommendation is to adopt PRESS.
6:10	Educational Philosophy and Objectives	Policy is unchanged. Footnotes updated. Recommendation is to adopt PRESS.

6:60	Curriculum Content	Policy, Legal References and footnotes are updated. Recommendation is to adopt PRESS.
6:120	Education of Children with Disabilities	Policy is updated with minor changes. Recommendation is to adopt PRESS.
6:135	Accelerated Placement Program	New policy in response to new law. Recommendation is to adopt PRESS.
6:190	Extracurricular and Co-Curricular Activities	Policy is unchanged. Recommendation is to adopt PRESS.
6:240	Field Trips	Policy, Cross References and footnotes are updated. Recommendation is to adopt PRESS
6:250	Community Resource Persons and Volunteers	Policy, Legal References, Cross References and footnotes are updated. Recommendation is to adopt PRESS.
7:50	School Admissions and Student Transfers To and From Non-district Schools	Policy, Legal References, Cross References and footnotes are updated. Recommendation is to adopt PRESS.
7:340	Student Records	Policy is unchanged. Footnotes updated. Recommendation is to adopt PRESS.
8:25	Advertising and Distributing Materials in Schools Provided by Non-School Related Entities	Policy is unchanged. Footnotes and Cross References updated. Recommendation is to adopt PRESS.

** IASB policies are on an automatic 5 year review cycle regardless of any legislative change.*